

INMATE GRIEVANCE PROGRAM
ANNUAL REPORT
2008

I. INTRODUCTION

The Inmate Grievance Program (IGP) functions under Departmental Directive #4040 entitled "Inmate Grievance Program" and Departmental Directive #4041 entitled "Inmate Grievance Program Modification Plan" and is established by the statutory mandates of Section 139 NYS Correction Law and N.Y.C.R.R., Title 7, Part 701.

The Inmate Grievance Program provides each inmate an orderly, fair, simple and expeditious method of resolving grievances pursuant to Section 139, NYS Correction Law. This grievance program includes procedures for inmates to resolve allegations of discriminatory treatment in accordance with the State Commission of Correction regulation 9 NYCRR Part 7695. Grievances filed prior to July 7, 1990 were reviewed by the NYS Commission of Correction and responded to by the Commissioner. Correction Law 139 was amended by Chapter 373 of the Laws of 1990 deleting the requirement that the Commission of Correction review individual grievances, yet required the Commission of Correction to review and assess the grievance process on an annual basis. The elimination of the advisory step ensures that the grievance process is more expeditious while at the same time allows the Commission of Correction to provide oversight.

On September 28, 1992, the U. S. Department of Justice, Office of the Associate Attorney General, pursuant to the authority conferred by Title 42, United States Code, Section 1997e and Part 40 of Title 28, Code of Federal Regulations granted full certification that the NYS Department of Correctional Services Inmate Grievance Program is in substantial compliance with the standards set forth in Part 40 of Title 28, Code of Federal Regulations. Based on this certification, the court may order that prior to litigating claims under 42 U.S.C. Section 1983, New York State inmates shall exhaust any remedies they have with respect to the claim through the Inmate Grievance Program. For the purpose of this order, the disposition of the Central Office Review Committee (CORC) constitutes sufficient proof of exhaustion. In 1996, the federal government passed the Prisoner's Litigation Reform Act (PLRA) which enacted the same requirement for all inmates.

On May 29, 2001, the United States Supreme Court decision in *Booth v. Churner* required that prisoners exhaust their administrative remedies before bringing damage lawsuits in federal court even if the administrative remedy does not provide damages. Subsequently, on February 26, 2002, the United States Supreme Court decision in *Porter v. Nussle* held that the exhaustion requirement applies to all inmate suits about prison life, whether they involve general circumstances or particular episodes and whether they allege excessive force or some other wrong. These decisions, along with the PLRA have had an impact on the number of grievances being appealed to CORC. The impact is addressed in Part IV of this report.

After an extensive review, the revision of Directive #4040 was issued on July 12, 2006. This revision included changes such as increases in the time frames at all levels, including the filing of the grievance by the inmate. In addition, the processing of grievances after transfer was revised to allow the inmate to determine if he/she wished to appeal the decision. Also, a new section of the directive was established to describe procedures already

in place for the processing of Strip Search/Strip Frisk grievances. The purpose of these revisions was to ensure that the IGP remains an orderly, fair, simple and expeditious method of resolving grievances and, at the same time, remains in compliance with the standards set forth in Part 40 of Title 28, Code of Federal Regulations and the Federal Certification.

II. STATISTICAL ANALYSIS OF IGP WORKLOAD

The number of grievances filed in 2008 was 43,087, a decrease from the 46,529 filed in 2007. This is a decrease of 3,442 grievances as compared to the increase of 2,045 grievances realized last year. Over the last nine years there have been fluctuations in the numbers of grievances filed, from a high of 46,529 in 2007, to a low of 41,281 in 2000. The trend by inmates to file a grievance to exhaust their administrative remedies by appealing to CORC has continued.

This 2008 total of 43,087 represents a decrease of 7.4%, while the inmate population decreased by 2.8% from the 63,507 average in 2007 to an average of 61,728 in 2008 (refer to graphs #1 and #2).

During 2008, IGP field staff recorded approximately 26,915 non-calendared inmate contacts, clarifying issues and enabling inmates to resolve problems without the submission of formal grievances. Non-calendared contacts in 2008 reflect a decrease of 3,842 from the 30,757 non-calendared contacts recorded in 2007.

In 2008, there were 4,965 grievances (11.5% of the total filed) informally resolved by the Inmate Grievance Resolution Committee (IGRC). The number of informal resolutions realized by the IGRC in 2008 is less than the 5,220 grievances (11.22% of the total filed) in 2007. This is a decrease of 255 informal resolutions, or a 4.89% decrease (refer to graphs #3 and #4).

There were 29,858 Inmate Grievance Resolution Committee (IGRC) hearings (69.29% of the total filed) held statewide in 2008, a decrease from the 32,822 hearings (70.54% of the total filed) in 2007. This reflects a decrease of 2,964 IGRC hearings, and is consistent with the decrease in total grievances filed statewide (refer to graphs #5 and #6).

In 2008, there were 1,860 grievances dismissed and closed by the IGRC in accordance with Directive #4040, 701.5(b)(4). This represents 4.3% of all grievances filed. For comparison, in 2007 a total of 2,334 grievances, or 5.0% of all grievances filed, were dismissed and closed by the IGRC.

A total of 25,081 grievances were processed at the Superintendent's level in 2008. This reflects a decrease of 2,347 grievances, or an 8.5% decrease, from the 27,428 grievances addressed by the Superintendent in 2007. The 2008 figures indicate 58.21% of all grievances filed were processed at the Superintendent's level (refer to graphs #7 and #8).

The total number of grievances resolved/closed at the facility level was 30,124 or 70% of all grievances filed. This reflects a decrease of 899 grievances from the 31,023 grievances closed at the facility level in 2007. For clarification, the number of grievances closed at the facility level has been computed by subtracting the number of grievances heard at CORC from the total number of grievances filed (refer to graphs #9 and #10).

As of February 1, 1994, any grievances related to allegations of violations of Directive #4910, Control of & Search for Contraband, during a strip search/strip frisk are reported on the Code Classification Sheet in Codes 25.1 for Strip Search and 25.2 for Strip Frisk. The strip search and strip frisk grievances are carried on the clerk's log and supplemental sheets in the same manner as all other grievances. In 2008, the number of grievances under Code 25.1 (Strip Search) and 25.2 (Strip Frisk) totaled 31. This compares to 41 in 2007, 54 in 2006, 47 in 2005, 58 in 2004, 49 in 2003, 65 in 2002, 82 in 2001, 72 in 2000, 74 in 1999, 74 in 1998, 78 in 1997, 82 in 1996, and 86 in 1995.

Beginning in September 1999, grievances related to Native American issues were to be monitored for two years. These grievances have "Native American" in the title and were reported monthly. Through 2000 there were 54 grievances regarding Native American issues reported. In 2001 there were 50 grievances in this category. Through July 2002 an additional 21 Native American grievances were reported. Although still tracked using the title, subsequent reports have not been requested since July 2002.

A category regarding the Department's Smoke Free Policy was added to the Code Classification Sheet in 1999 as Code 23.1. There were 51 grievances filed in this category in 2008, the same as the 51 in 2007, 37 in 2006, 41 in 2005, 84 in 2004, 53 in 2003, 64 in 2002, 124 in 2001, and 158 in 2000.

Effective July 2000, any grievances regarding pat frisks of female inmates are reported on the Code Classification Sheet under Code 25.3, Pat Frisk (Female Inmates). In the last six months of 2000, there were 3 grievances filed in this category. A total of 7 was reported in 2001, 5 in 2002, 11 in 2003, 7 in 2004, 9 in 2005, 3 in 2006, and 9 in 2007. In 2008, there were 6 grievances reported.

In 2004, any grievances related to the Health Insurance Portability and Accountability Act (HIPAA) were filed in a new category as Code 22.1. There were 206 grievances filed in this category that year. This total decreased to 170 in 2005 and 152 in 2006, but increased to 196 in 2007. In 2008 there were 138 grievances filed under this code, a decrease of 58 from 2007.

III. CENTRAL OFFICE IGP STAFF ACTIVITIES

Inmate Grievance Program (IGP) Central Office staff made approximately 38 facility visits during 2008. IGP Central Office staff also conducted orientation/training sessions for 469 Correctional Officer recruits, and 268 Sergeants at the Training Academy.

During 2008, IGP Central Office staff responded to 2,474 letters from inmates, as well as correspondence from inmates' family and friends, compared to 2,359 in 2007. IGP Central Office staff researched and copied grievance case materials for 75 Freedom of Information Law (FOIL) requests from various persons and agencies. Relevant to inmate litigation, IGP Central Office staff also researched and gathered grievance documents for 467 inquiries from the Attorney General's staff, an increase from the 406 in 2007.

IV. Central Office Review Committee (CORC)

The CORC is the final appellate level of the Inmate Grievance Program. The CORC consists of the Deputy Commissioner and Counsel, Deputy Commissioner for Correctional Facilities, Deputy Commissioner for Program Services, Deputy Commissioner for Administrative Services, and the Deputy Commissioner and Chief Medical Officer, or their designees expressly authorized to act for them. A representative of the Office of Diversity Management will attend CORC hearings and have input on grievances alleging discrimination, but will not vote. The CORC functions on behalf of the Commissioner and under his authority. The CORC decisions have the effect of directives.

The PLRA of 1995, amended 42 U.S.C. Section 1997e(a), requires that inmates must exhaust available administrative remedies before litigating over prison conditions. This has been a major factor in the increase in grievance appeals. In addition, there have been two United States Supreme Court decisions that have been catalysts in this increase. On May 29, 2001, the court decided in *Booth v. Churner* that even if the administrative remedy does not provide monetary damages, it is still an available remedy. Subsequently, on February 26, 2002, the court in *Porter v. Nussle* decided that exhaustion is required in every situation, regardless of the nature of the inmate's underlying claim.

Grievance appeals to CORC decreased from the 15,506 in 2007 to 15,086 in 2008. This reflects a decrease of 420 grievance appeals. The CORC addressed 9,548 grievance appeals in 1999, 10,527 in 2000, 11,754 in 2001, 12,395 in 2002, 14,432 in 2003, 15,374 in 2004, 15,122 in 2005, and 14,531 in 2006. Since 1999, the CORC had realized an annual increase of 5,958 grievance appeals, a 62.4% increase, until the decrease this year.

The number of the CORC responses to grievance appeals is affected by 'carry-overs' at the beginning (grievances filed in 2007 but received at the CORC in 2008) and the end (grievances filed in 2008 but answered by the CORC in 2009) of each year. The 15,086 total is the actual number of grievances answered by the CORC in 2008 (refer to graph #11).

Of the 15,086 grievances decided by the CORC in 2008, 5,354 or 35.5%, were determined to be meritorious or have merit in part. In 2007, 5,478 or 35% were found to be meritorious or have merit in part. The number of meritorious grievances in 2008 represents a decrease of 124 grievances from 2007.

The CORC dispositions were transmitted back to the grievants in an average of 26.2 calendar days. This reflects an increase of 5.8 calendar days from the 20.4 calendar day average in 2007.

The CORC dispositions were transmitted back to the grievants in an average of 65.7 calendar days from the date filed at the facility. This is an increase of 4.8 calendar days from the calendar day average of 60.9 in 2007, but well within the 90 calendar day limit mandated by Title 28, Code of Federal Regulations and the Federal Certification.

V. GRIEVANCE TRENDS AND ANALYSIS

The 43,087 grievances filed in 2008 reflect a decrease of 3,442 grievance submissions from the 46,529 grievances filed in 2007. Historically, Code 24, Special Housing Units, was one of the most grieved areas. Since 2001 the most grieved categories in order of rank have been Staff Conduct, Medical, Housing-Internal Block Affairs, Package Room and Special Housing Units. The grievances filed from the S-Blocks, Southport C.F. and Upstate C.F. had an impact on each of these categories and are the primary reason the Special Housing Units code remains in the top 5 categories.

However, in 2003, Staff Conduct and Medical reversed positions with Medical becoming the lead category. The trends and analysis in each category continue to be consistent with prior years except for the increase in the number of medical grievances, as explained below.

1. CODE 22, MEDICAL

In 2008, the number of medical grievances filed was 8,089 compared to the 8,655 filed in 2007, a decrease of 566 or 6.5%. Medical grievances accounted for 18.8% of all grievances filed, compared to the 18.6% filed in 2007, an increase of .2%

The increase in grievances can be attributed to the inmates who regularly file numerous medical complaints for real or perceived medical problems, and do so at any facility in which they are housed. Thus, many of the issues presented remain constant in this category. It is believed that some medical grievances are filed in order to create a record of the grievant's request for medical attention or in an attempt to enhance medical treatment. There are grievances filed where the requested action is cited as a health concern, even though the request may be non-medical in nature. There continues to be a mild impact on this category by HIPAA, Code 22.1, as evidenced by the 151 grievances filed in 2006, the 196 in 2007, and the 138 in 2008.

In some cases, prolific grievants are seriously ill and the number of grievances they file often demonstrate anxiety. Many complain of chronic illnesses such as back pain, arthritis, etc. This analysis is validated by the repetitive complaints. Another factor is the perception on the part of inmates that recommendations made by outside consultants must be implemented without question, when in reality the Facility Health Services Directors evaluate the recommendations and determine the treatment plan for inmates under their care.

Further, an inmate's expectation of specific treatment plans and desired medical services often does not fall within the realm of possibility, nor are they medically indicated by facility doctors. Requests for specialty consultants such as dermatologists, podiatrists, ophthalmologists, allergists, neurologists and various others are common. Requests for medical procedures which are not in accordance with the medical provider's policy or the Department's Health Services Manual, and are not ordered by the Facility Health Services Director, account for some of the medical complaints.

In some grievances, a medical condition is cited as the reason for requesting items that are issued on medical order only. These requests are for items such as bed boards, orthopedic shoes, eyeglasses, nutritional supplements, Visine, skin creams, pain medications,

medicated shampoos and vitamins. Other examples of special medical requests are single cells, lower bunks, additional showers, special diets, medical appliances and boxer shorts.

In some instances, the medical condition cited by the inmate does not exist according to that inmate's medical record, nor is it a condition already being addressed by the facility health staff. Access to outside health providers is also a factor in the number of medical grievances. The combination of perceived illness and actual illness within the inmate population is expected to continue to account for a portion of the number of medical complaints.

The S-Block, Upstate C.F. and Southport C.F. inmates do not come out of their cells except for visits, disciplinary hearings and medical examinations, if deemed necessary by the facility doctor. These inmates feel they should come out for all medical contacts due to privacy concerns.

An increase in the number of wheelchair inmates brought Americans with Disability Act (ADA) issues such as supplies, higher bed, catheters, outside trips, replacement wheelchairs and aides.

The description of grievances in the medical category is intended to demonstrate the variety of complaints received and is not a complete list of medical grievances.

2. CODE 49, STAFF CONDUCT

In 2008, the number of staff conduct grievances filed was 7,268 compared to the 7,456 filed in 2007, a decrease of 188 grievances or 2.5%. The staff conduct grievances accounted for 16.9% of all grievances filed compared to the 16.0% filed in 2007, an increase of .9%.

A significant number of staff conduct grievances continues to be attributed to inmate interaction with staff resulting in misbehavior reports. The perception among staff is that some of the harassment complaints resulting from interaction between employees and inmates are filed by the inmates in an attempt to discredit misbehavior reports written by staff and to recover the \$5.00 surcharge imposed. A January 1992 revision of Title 7, NYCRR authorizes the surcharge.

Code 49, Staff Conduct, has remained in the five most grieved categories due to the wide range of issues that could be perceived and presented by inmates as inappropriate staff conduct or harassment. A review of the titles in this code substantiates that these types of grievances are inflated by inmate perception, any difference of opinion with staff and an inmate's unfamiliarity with facility policies or statewide rules.

For example, direct orders are commonly seen as a form of harassment as noted in the description of grievances submitted in this code. An inmate's failure to follow procedures may result in the loss of an opportunity to participate in an activity or to exercise an option. An example of this is when an inmate neglects to respond to announcements concerning the commencement of certain activities or the preparation of a list by staff of inmates who wish to participate in an upcoming activity. This results in the inmate's inability to participate and, consequently, the filing of grievances due to the perception of unfair treatment or that staff

could have made an exception. The logistics involved in coordinating the activities and movement of large groups of people have not traditionally been readily appreciated by an inmate who files this type of complaint, since the result of such consideration would not support strict adherence to rules governing callouts, attendance and movement.

The examples of grievances in the staff conduct category are intended to demonstrate the variety of complaints received and are not a complete list of staff conduct grievances.

3. CODE 23, HOUSING-INTERNAL BLOCK AFFAIRS

In 2008, the number of housing-internal block affairs grievances filed was 2,723 compared to the 3,104 filed in 2007, a decrease of 381 grievances or 12.3%. The grievances in this code accounted for 6.3% of all grievances filed, compared to the 6.7% filed in 2007, a decrease of .4%.

Grievances in this code concern physical housing conditions/issues such as double celling, double bunking, cube space, air circulation/fans, furniture, hot water, heat, window screens and storage space.

Service related grievances include cell cleaning supplies, laundering of clothes and linen, winter blankets, list taking procedures, callout procedures, haircuts, in-cell feed up, maintenance of housing areas and repair of housing areas. Other grievances pertain to supplies, enforcement of cell standards, desired/undesired cell moves, honor block denials, denied items or service, cleanliness, pest control measures, removal from double bunk beds, staff performance of duties, distribution of personal mail, mailboxes, razor issue policy, bulletin boards, posting of memos, announcements over public address system, television cable and radio/television volume.

The noted issues in this category are intended to demonstrate the variety of complaints filed in Code 23 and are not a complete list of housing unit complaints.

4. CODE 30, PACKAGE ROOM

In 2008, the number of package room grievances filed was 2,052 compared to the 2,116 filed in 2007, a decrease of 64 grievances or 3.0%. Package room grievances accounted for 4.8% of all grievances filed, compared to the 4.5% filed in 2007, an increase of .3% in this code.

Many of the package room complaints result from a difference in security staff and inmate interpretation of Departmental Directive #4911, entitled "Packages & Articles Sent or Brought to Facilities". This describes items permitted to be received and the provisions thereof. The package room complaints have not substantially changed. The issues include hot pots, typewriters, watches, sneakers, food items and musical instruments. In November 2008, the package room Directive #4911, was revised. Facilities reported package room grievances challenging the new policies and procedures of the new directive. However, it is expected that the revision will provide more clarification and interpretation of the items allowed through the package room. Other issues still focus around an inmate's desire for items not allowed by directive because they are too valuable and present security concerns, and do not conform to size limitations. Other issues include permitted items that do not

conform to other requirements of the package room directive, such as packaging for food products, colors of clothing/ undergarments/linens, the opening of package items to be searched and items that require approval of the Superintendent for receipt via special permit.

As in past years, the technological advancement in the design and variety of some allowable items results in their denial, since the item is essentially changed and does not conform to package room guidelines.

Package room grievances were also affected by the S-Block and Upstate C.F. inmates as a result of their movement from a maximum security keeplock situation to an S-Block or Upstate C.F. The inmate, although not on a loss of packages disposition, falls under the Special Housing Unit (SHU) policies regarding the limitation of packages as outlined in Directive #4933.

The resulting desire for products unacceptable for receipt via the package room impacts the number of grievances filed in this category.

5. CODE 24, SPECIAL HOUSING UNITS

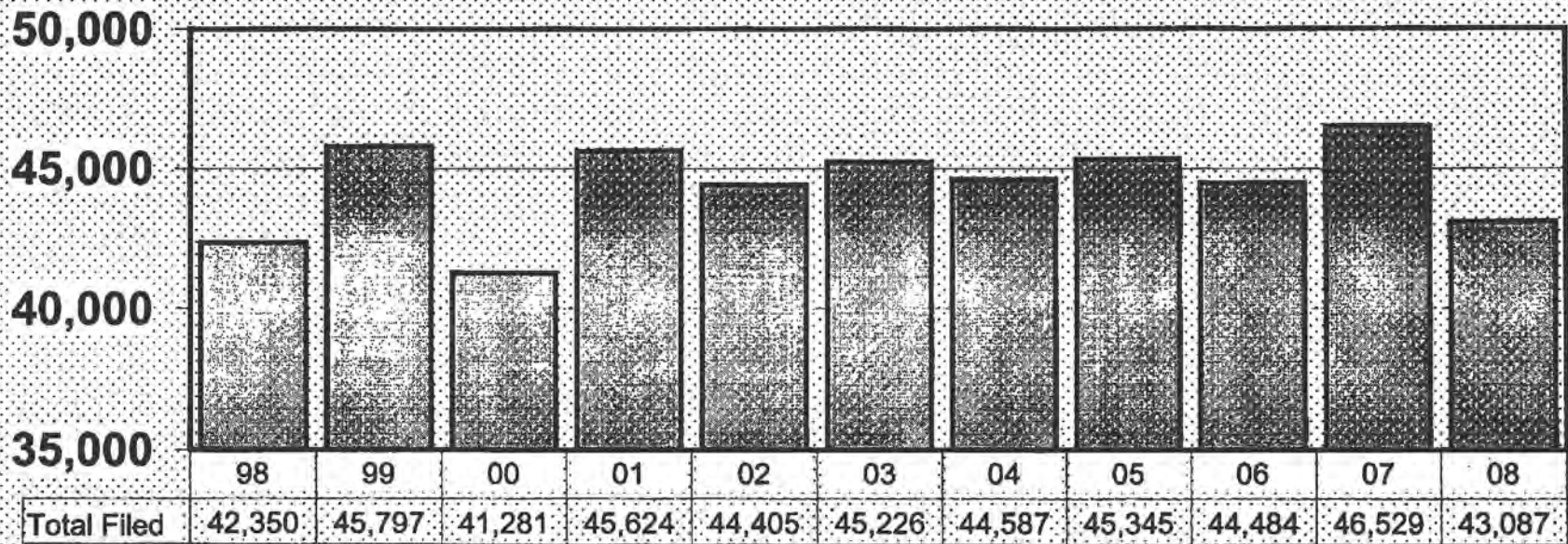
In 2008, the number of SHU grievances filed was 1,810 compared to the 1,864 filed in 2007. This is a decrease of 54 grievances or 2.9%. SHU accounted for 4.2% of all grievances filed, compared to the 4.0% filed in 2007, an increase of .2%.

Grievance submissions from the S-Blocks are up 120 from 2007. Upstate C.F. and Southport C.F. combined showed a decrease of 1,043 grievance submissions from 2007. Some inmates transferred to these units were coming from maximum security facilities where they were in keeplock status in a general population cell. As a condition of confinement, the inmates must follow the SHU policies consistent with Directive #4933, which limits property in the cell, visits, packages, inmate contact, etc. Therefore, they grieve all aspects of the SHU policies. Other issues include smoking policy, cell cleanup, Progressive Inmate Movement System (PIMS) level issues, food issues and library materials.

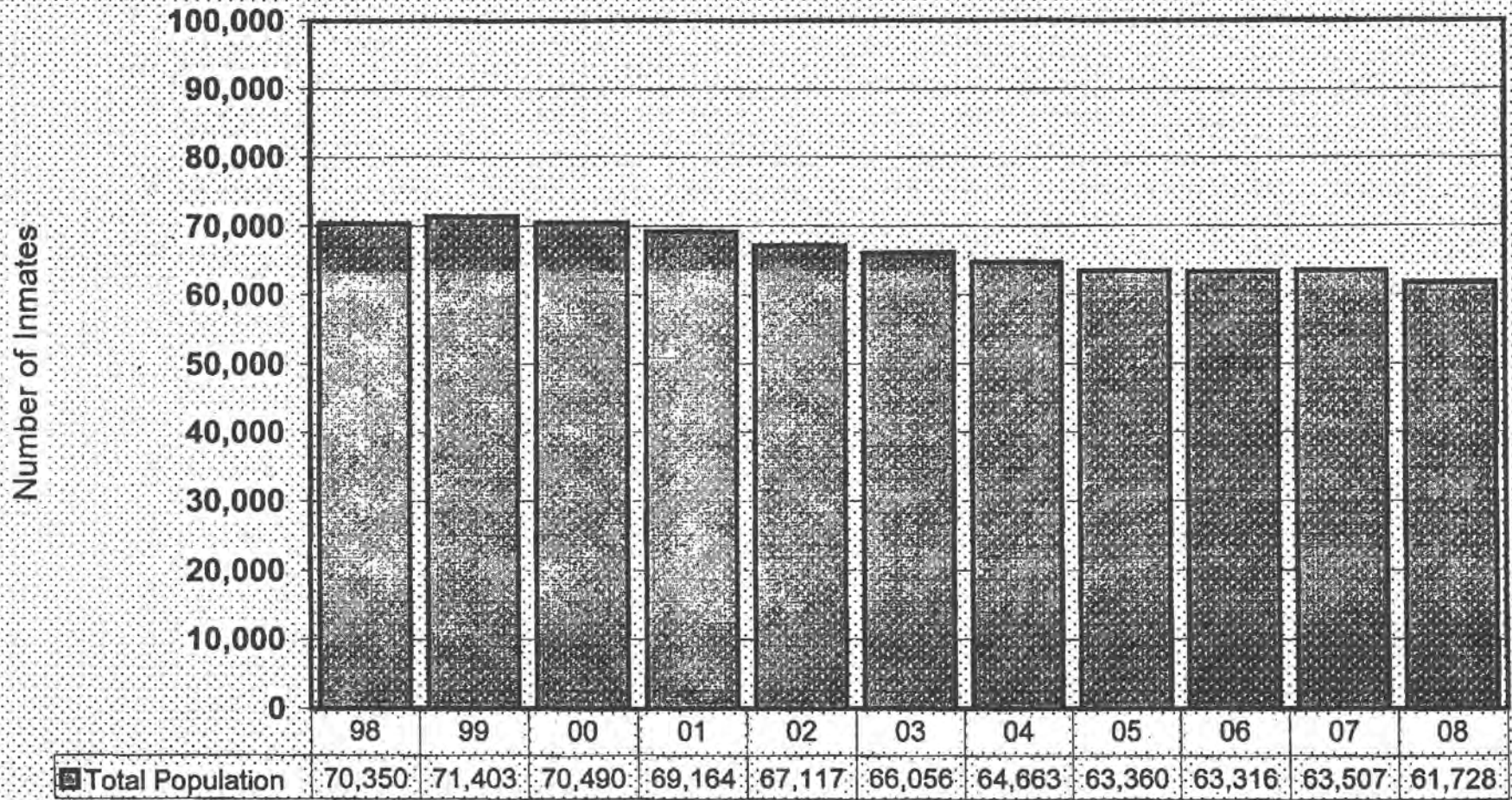
The grievances in this category deal with SHU issues and do not reflect the actual number of grievances filed from SHU.

Additionally, Marcy S-Block was closed on 11/9/07 and converted to an Office of Mental Health (OMH) housing and treatment unit.

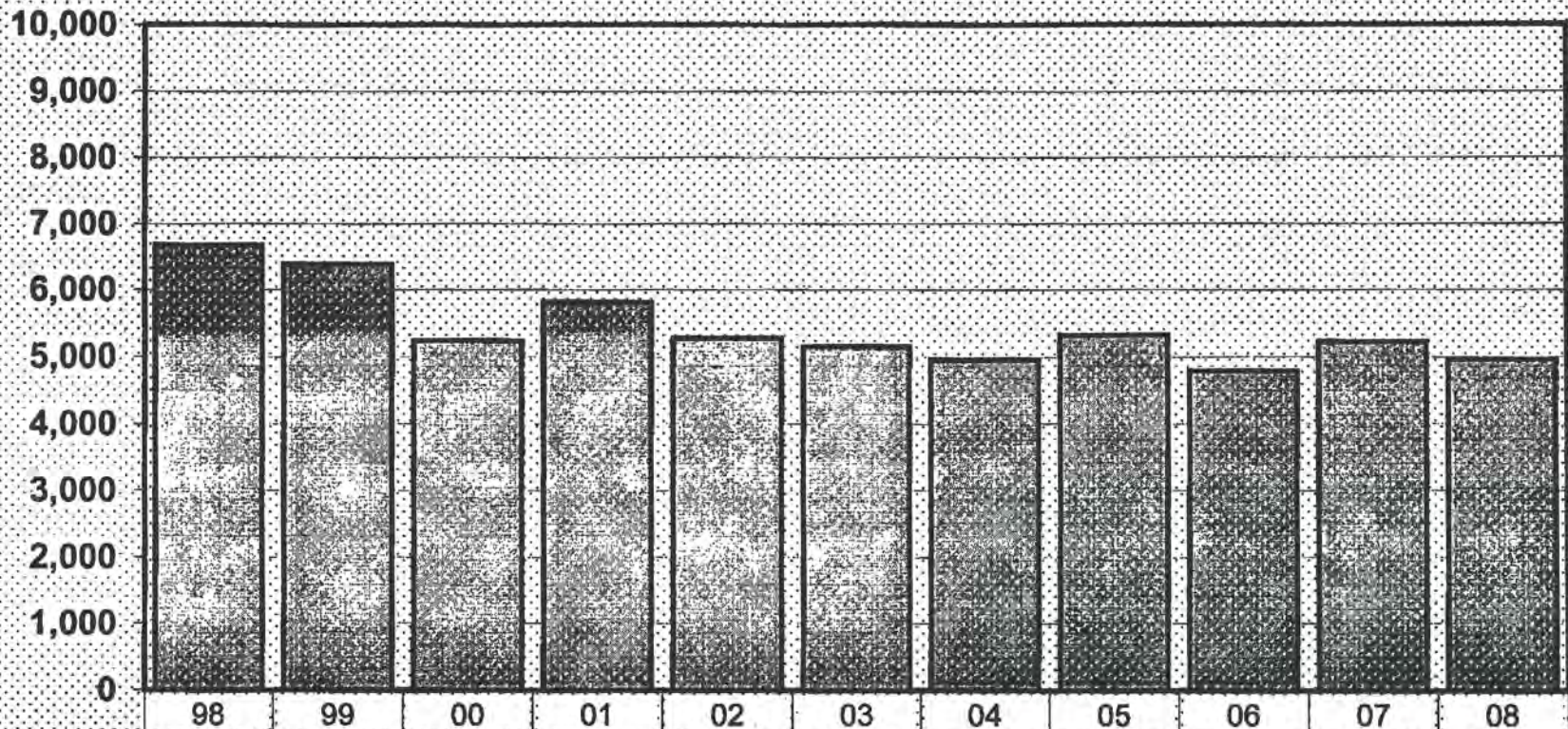
Total Grievances Filed 1998-2008



POPULATION GROWTH 1998-2008

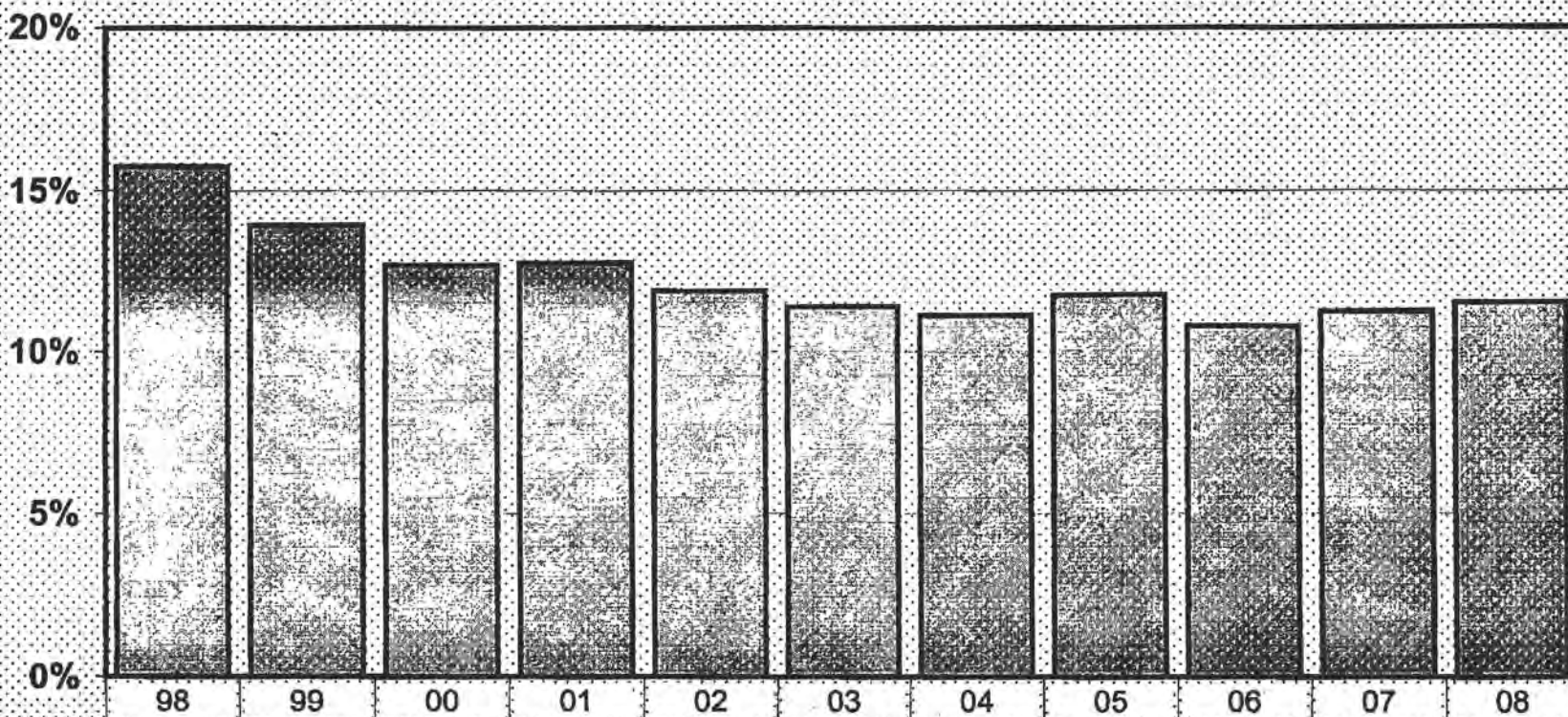


Informal Resolutions 1998-2008




Total Resolved	6,669	6,386	5,230	5,810	5,271	5,145	4,954	5,324	4,796	5,220	4,965
----------------	-------	-------	-------	-------	-------	-------	-------	-------	-------	-------	-------

**Informal Resolutions
Percent of Total Filed Grievances
1998-2008**



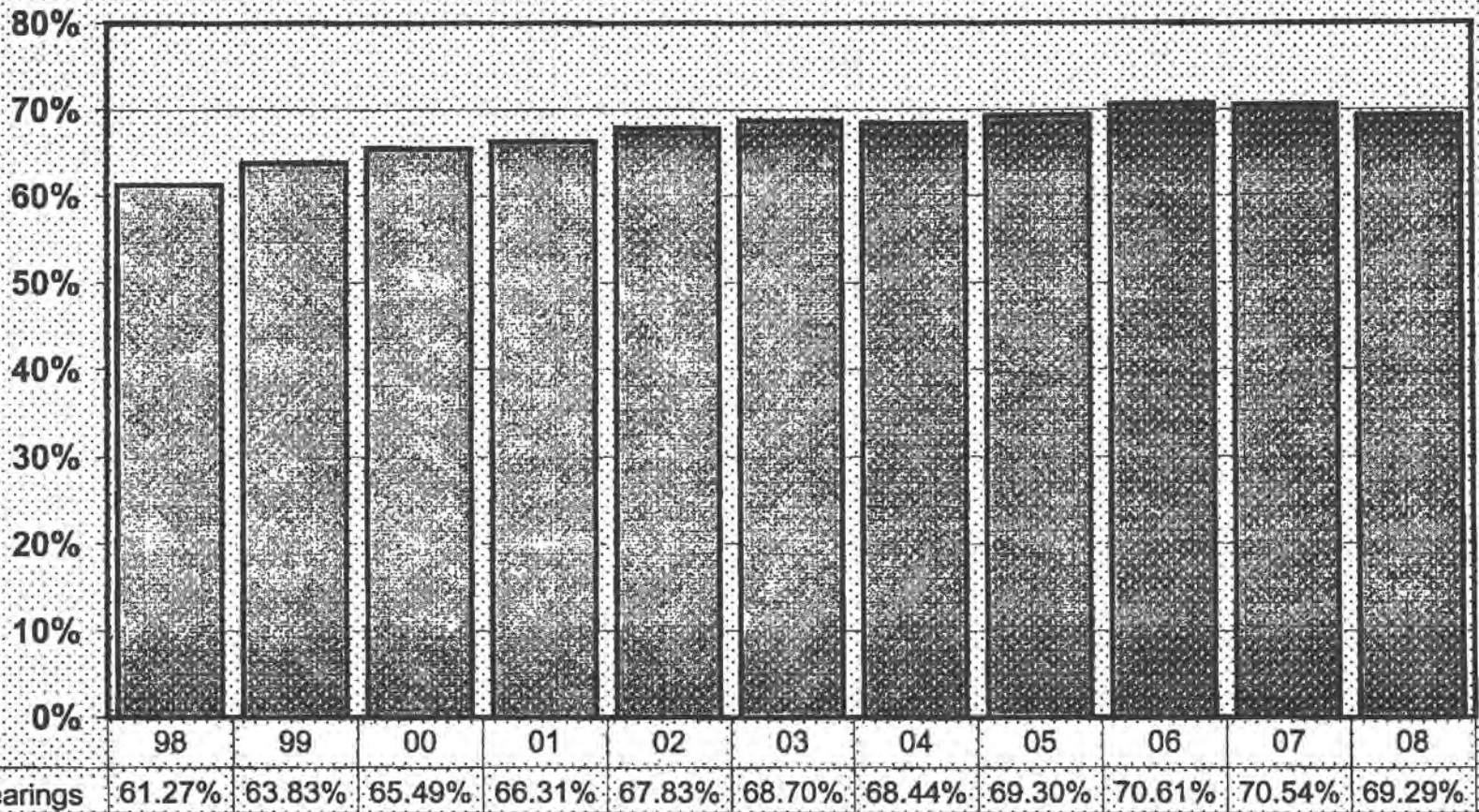
% Resolved	15.75%	13.94%	12.67%	12.73%	11.87%	11.38%	11.11%	11.74%	10.78%	11.22%	11.50%
------------	--------	--------	--------	--------	--------	--------	--------	--------	--------	--------	--------

IGRC HEARINGS 1998-2008




IGRC Hearings	25,949	29,234	27,034	30,253	30,122	31,070	30,515	31,426	31,409	32,822	29,858
---------------	--------	--------	--------	--------	--------	--------	--------	--------	--------	--------	--------

**IGRC Hearings
Percent of Total Grievances Filed
1998-2008**

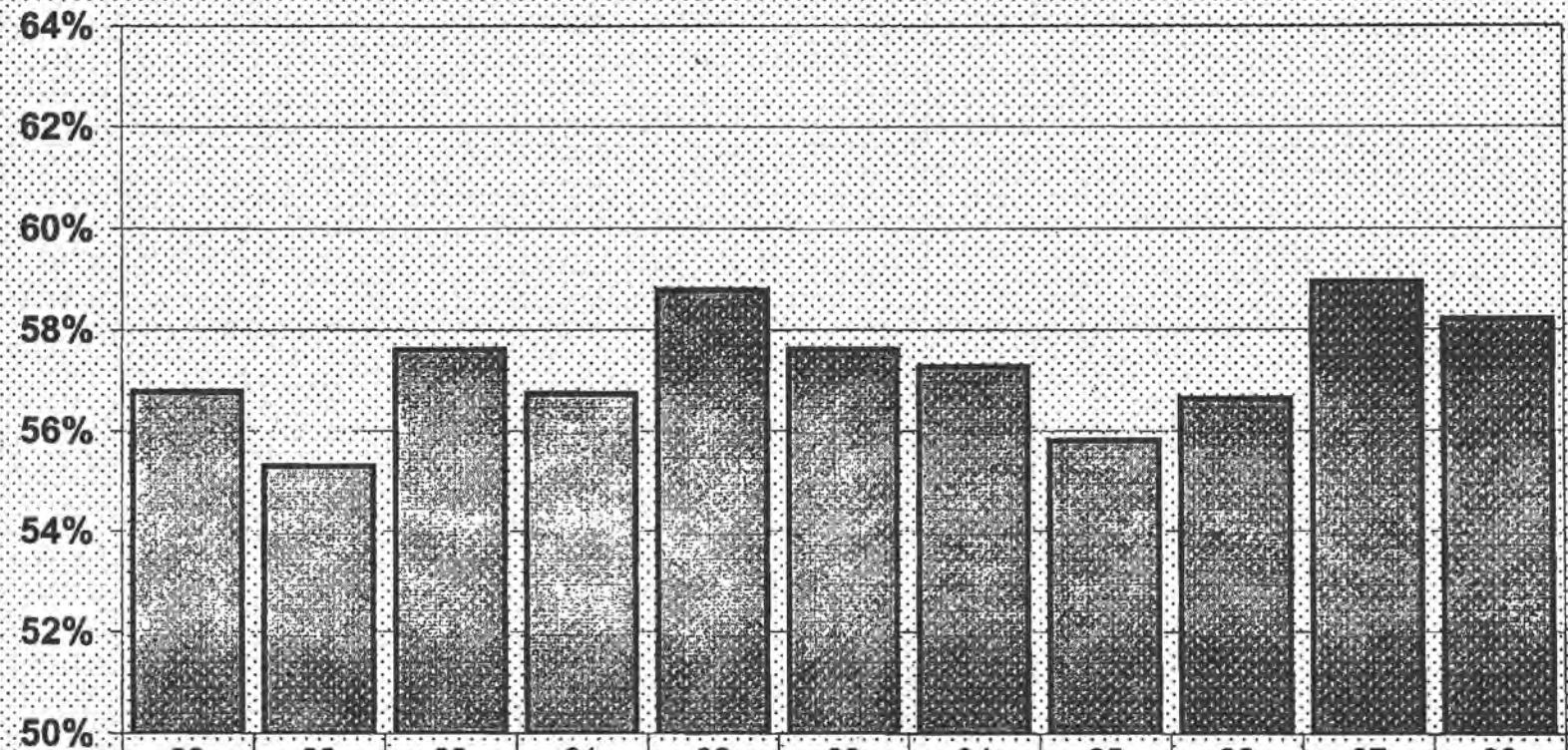


**Superintendent Responses To Grievances
1998-2008**



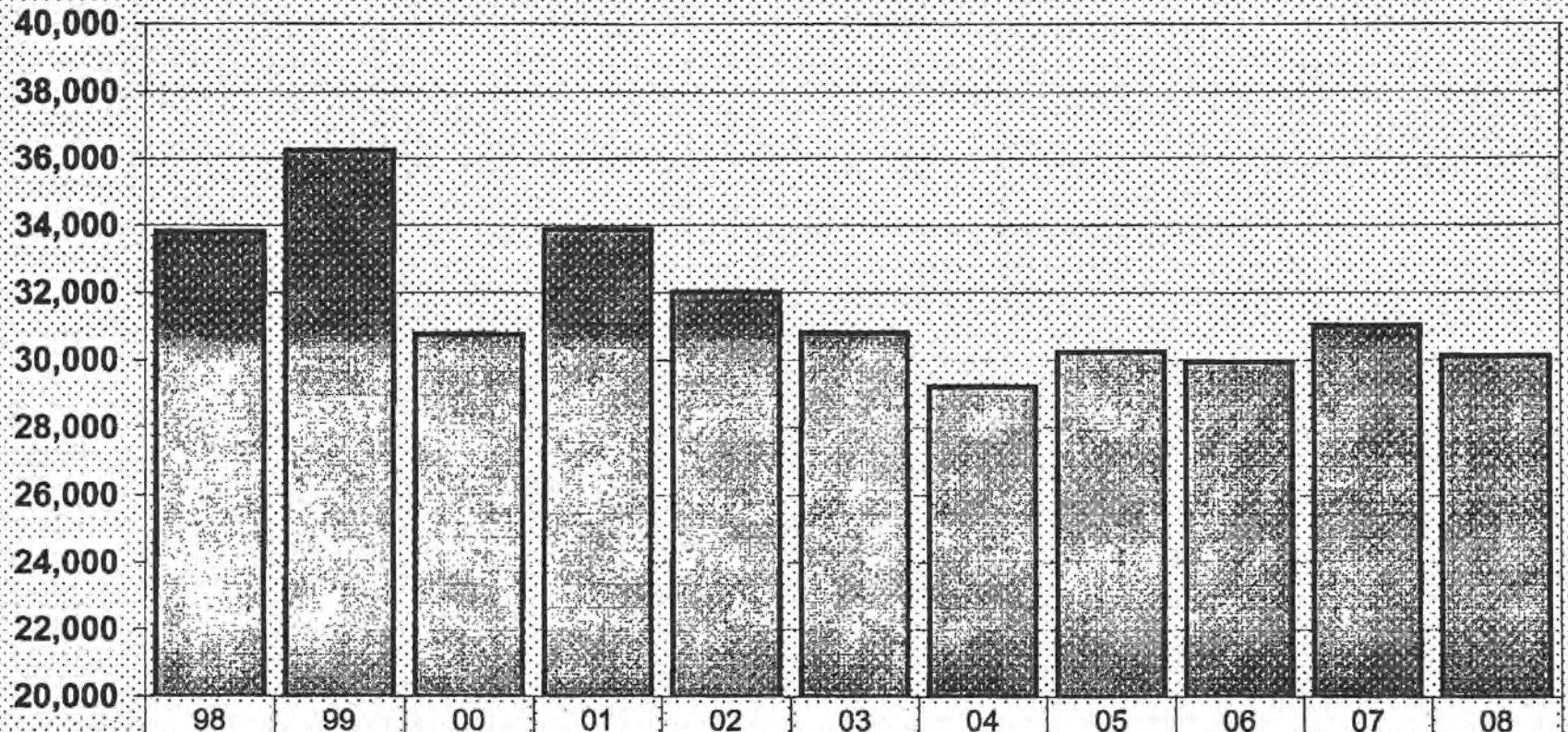
Total Responses	24,047	25,323	23,782	25,882	26,101	26,059	25,536	25,301	25,189	27,428	25,081
------------------------	--------	--------	--------	--------	--------	--------	--------	--------	--------	--------	--------

**Superintendent Responses
Percent of Total Grievances Filed
1998-2008**



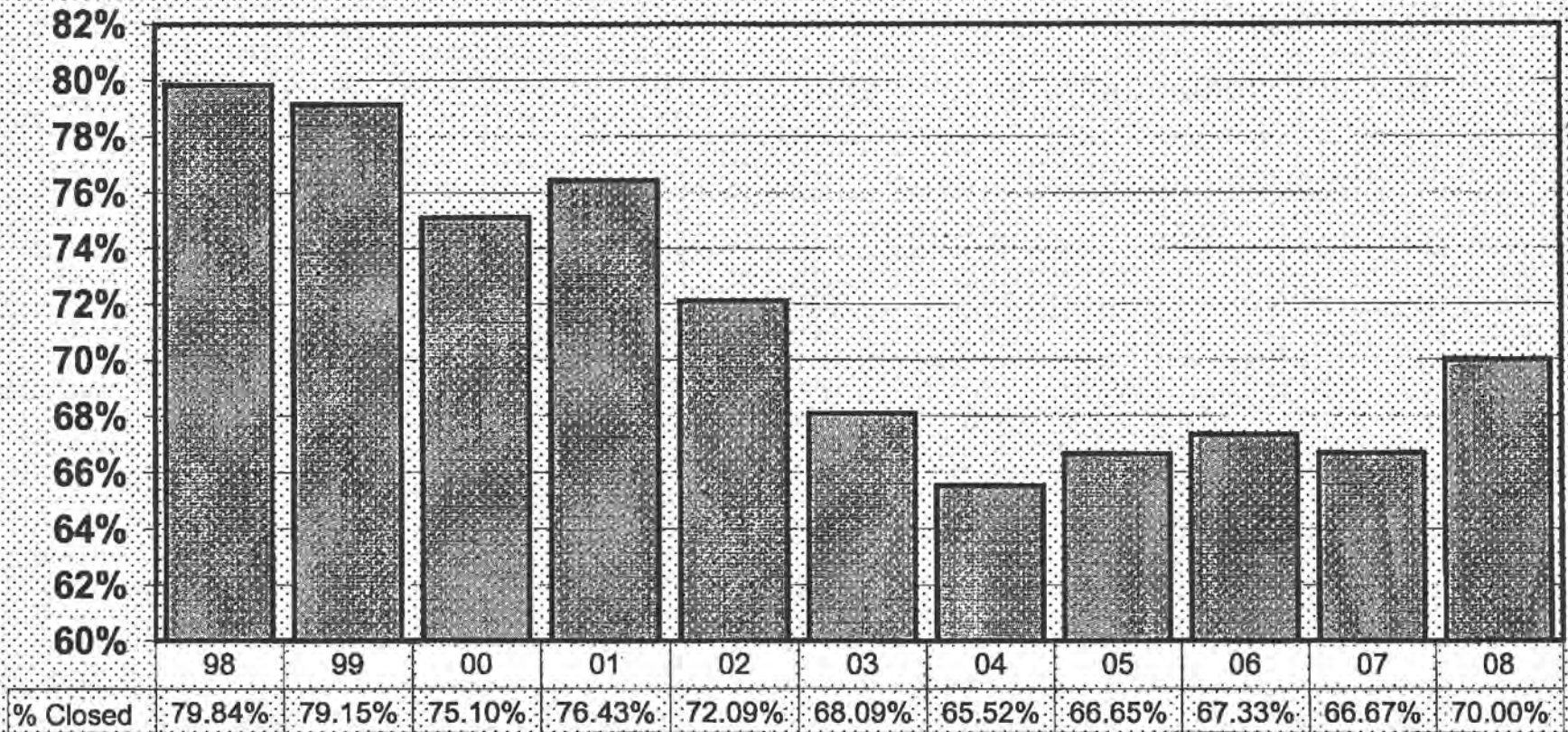
% Supt. Responses	56.78%	55.29%	57.61%	56.73%	58.78%	57.62%	57.27%	55.80%	56.62%	58.95%	58.21%
-------------------	--------	--------	--------	--------	--------	--------	--------	--------	--------	--------	--------

**Total Grievances
Closed/Resolved At Facility
1998-2008**

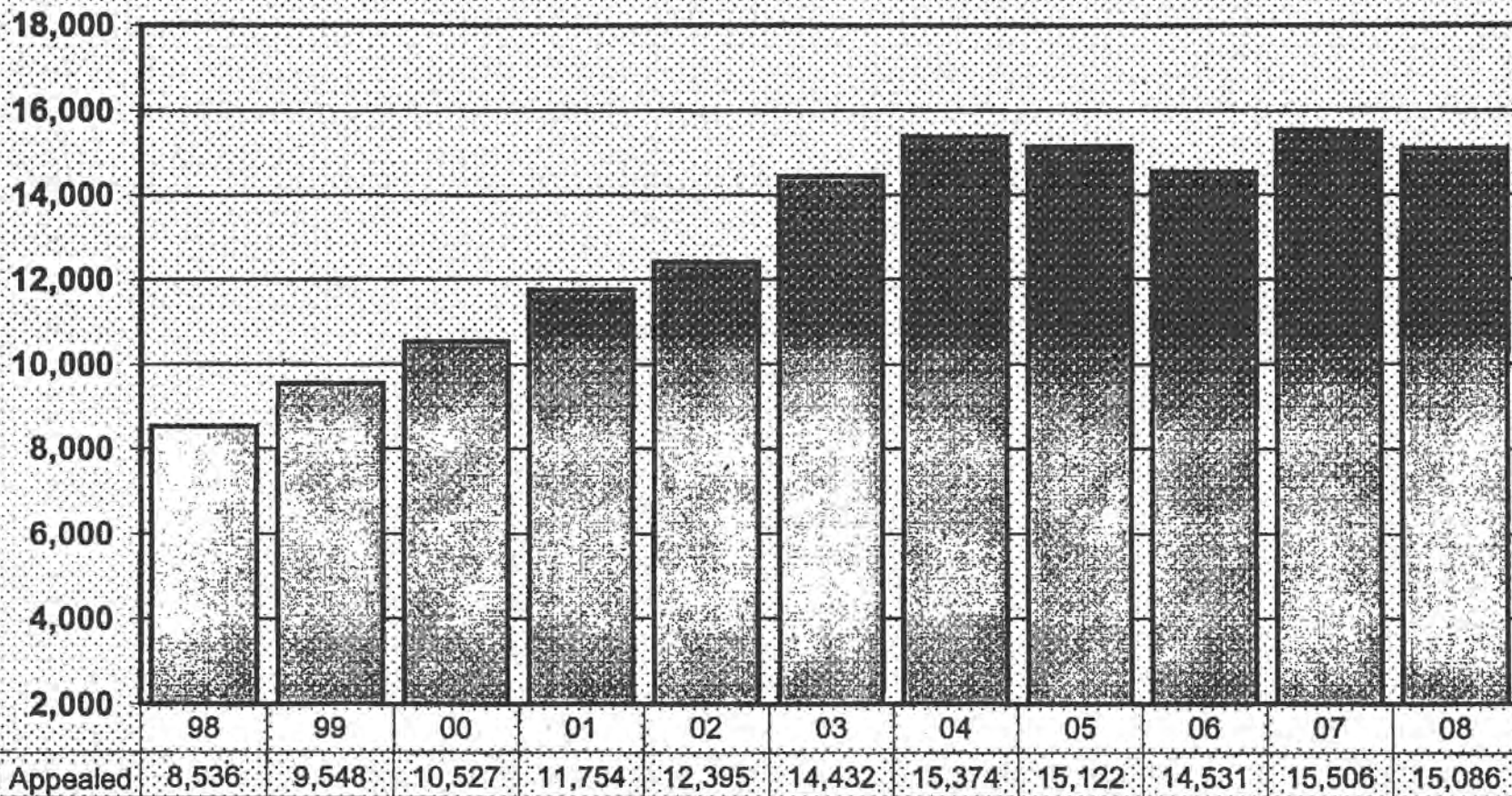


Total Closed	33,814	36,249	30,754	33,870	32,010	30,794	29,213	30,223	29,953	31,023	30,124
--------------	--------	--------	--------	--------	--------	--------	--------	--------	--------	--------	--------

**Percent of Grievances
Closed/Resolved at Facility Level
1998-2008**



Grievances Appealed to CORC 1998-2008



**MOST GRIEVED AREAS BY % FILED
For 2001-2008**

<u>CODE</u>	<u>2001</u>	<u>CODE</u>	<u>2002</u>	<u>CODE</u>	<u>2003</u>	<u>CODE</u>	<u>2004</u>
Staff Conduct	18.01%	Staff Conduct	18.02%	Medical	18.52%	Medical	18.29%
Medical	16.73%	Medical	16.63%	Staff Conduct	16.45%	Staff Conduct	16.69%
Housing	7.72%	Housing	8.71%	Housing	8.27%	Housing	8.00%
Package Room	4.82%	Package Room	4.60%	Package Room	4.64%	Package Room	4.55%
SHU	3.83%	SHU	3.47%	SHU	3.25%	SHU	3.39%
<u>CODE</u>	<u>2005</u>	<u>CODE</u>	<u>2006</u>	<u>CODE</u>	<u>2007</u>	<u>CODE</u>	<u>2008</u>
Medical	18.31%	Medical	18.40%	Medical	18.60%	Medical	18.80%
Staff Conduct	15.69%	Staff Conduct	16.10%	Staff Conduct	16.00%	Staff Conduct	16.90%
Housing	7.07%	Housing	6.50%	Housing	6.70%	Housing	6.30%
Package Room	5.20%	Package Room	5.10%	Package Room	4.50%	Package Room	4.80%
SHU	4.03%	SHU	4.60%	SHU	4.00%	SHU	4.20%

CODE CLASSIFICATION SHEET - ALL FACILITIES
PROGRAM SERVICES

	2007	2008	% Change
1) Program Co	1012	970	-4.2%
2) Incentive Wage Allowance	424	520	22.6%
3) Correspondence	1621	1632	0.7%
4) Phone Home Program	102	107	4.9%
5) Visiting	483	405	-16.1%
6) Guidance Unit/Counseling	1156	1113	-3.7%
7) Recreation (TV, Yard, Movies, Radio, etc.)	442	341	-22.9%
8) Adult Basic Education	63	66	4.8%
9) GED	111	78	-29.7%
10) College Programs	12	10	-16.7%
11) Vocational Programs	103	89	-13.6%
12) Work Assignments	234	203	-13.2%
13) Hobby Shop/Arts & Crafts	33	23	-30.3%
14) Volunteer Services	4	3	-25.0%
15) Special Events/Inmate Organizations	136	151	11.0%
16) Religion	797	742	-6.9%
17) Family Reunion Program	113	87	-23.0%
18) Media Review	324	164	-49.4%
19) General Library	133	162	21.8%
20) ASAT	507	474	-6.5%

HEALTH SERVICES

21) Dental	937	994	6.1%
22) Medical	8655	8089	-6.5%
22.1) HIPAA (Medical Records, Disclosure, etc.)	196	138	-29.6%

FACILITY OPERATIONS

23) Housing - Internal Block Affairs	3104	2723	-12.3%
23.1) Smoke Free Policy	51	51	0.0%
24) Special Housing Units	1864	1810	-2.9%
25) Search & Seizure/Frisks/Contraband	527	475	-9.9%
25.1) Strip Search	13	7	-46.2%
25.2) Strip Frisk	28	24	-14.3%
25.3) Pat Frisk (Female Inmates)	9	6	-33.3%
26) Keeplock Policy & Procedure	168	85	-49.4%
27) Tier I and II Policy & Procedure	464	344	-25.9%
28) Tier III Policy & Procedure	546	569	4.2%
29) Inmate Property	1410	1406	-0.3%
30) Package Room - #4911	2116	2052	-3.0%
31) Rules & Regulations	832	740	-11.1%

ADMINISTRATIVE SERVICES

32) Industry	75	68	-9.3%
33) Personal Property Claims - #2733	506	457	-9.7%
34) State Issue - #3081 Clothing, #4009 Hygiene items.	749	545	-27.2%
35) Commissary	705	629	-10.8%
36) Inmate Accounts	1242	954	-23.2%
37) Mess Hall	1743	1293	-25.8%
38) Laundry	218	142	-34.9%
39) Facility Maintenance	496	529	6.7%

COUNSEL

40) Law Library	1018	914	-10.2%
41) Legal Mail	352	307	-12.8%
42) Inmate Rights - Access/Courts/Counsel/Notary/etc.	657	866	31.8%
43) Mandatory Court Surcharge	82	82	0.0%

EXECUTIVE DIRECTION

44) Inmate Grievance Program	900	761	-15.4%
45) Temporary Release Committee	52	43	-17.3%
46) Inter-Facility Transfers	254	226	-11.0%
47) Grooming Standards	110	107	-2.7%
48) Inmate Liaison Committee	42	50	19.0%
49) Staff Conduct	7456	7268	-2.5%
50) Miscellaneous	1142	993	-13.0%

Total	46529	43087	-7.4%
-------	-------	-------	-------

ONEIDA HUB

Camp Georgetown Correctional Facility

There were 15 grievances filed in 2008, a decrease from the 36 last year. The overall decrease was credited to the Acting IGP Supervisor's increasing knowledge of grievance procedures and ability to resolve issues. Grievance numbers in 2008 are consistent with the numbers in the years prior to 2007.

Code 37, Mess Hall, had 0 grievances in 2008, a decrease from the 4 last year.

Code 49, Staff Conduct, had 7 grievances in 2008, a decrease from the 12 last year. These grievances all alleged verbal harassment.

Camp Pharsalia Correctional Facility

There were 34 grievances filed in 2008, a decrease from the 42 last year.

Code 22, Medical, had 5 grievances in 2008, an increase from the 3 last year. These grievances concerned second opinions and medical treatment.

Code 49, Staff Conduct, had 10 grievances in 2008, a decrease from the 12 last year. These grievances alleged verbal abuse, profanity and sexual harassment.

Hale Creek Correctional Facility

There were 77 grievances filed in 2008, a decrease from the 146 last year. The overall spike in grievance activity in 2007 was attributed to an increase in CASAT and court-ordered CASAT ready inmates. Since April 2006, the facility had received only a small number of inmates who were presumptively approved for work release. The change in population has impacted grievances, however, the numbers appear to be leveling off as the population adjusts. The number of grievances in 2008 is consistent with those in the years prior to 2007.

Code 20, ASAT, had 2 grievances in 2008, a decrease from the 7 last year. These grievances concerned a program extension and removal from the program.

Code 22, Medical, had 24 grievances in 2008, a decrease from the 61 last year. These grievances concerned medication refills, medication requests, specialist referrals, x-rays and medical tests, alleged medical negligence, treatment changes and medical permits. There was no specific reason noted to explain the decrease in the number of grievances, other than the overall decrease in the number of grievances filed in 2008.

Code 49, Staff Conduct, had 41 grievances in 2008, a decrease from the 46 last year. These grievances alleged threats, verbal abuse, and allegations of staff harassment.

Marcy Correctional Facility

There were 434 grievances filed in 2008, a decrease from the 538 last year.

Code 20, ASAT, had 32 grievances in 2008, a decrease from the 45 last year. These grievances concerned requests for previous time credit, poor evaluations and discharges from the program.

Code 22, Medical, had 128 grievances in 2008, a decrease from the 149 last year. These grievances concerned requests for a flat facility, a different physician, outside consultations, testing, medications, bottom bunks and permits.

Code 42, Inmate Rights - Access/Courts/Counsel/Notary/etc., had 11 grievances in 2008, an increase from the 3 last year. These grievances concerned post release supervision and time computation issues.

Code 49, Staff Conduct, had 88 grievances in 2008, a decrease from the 93 last year. These grievances alleged threats, denial of meals, verbal abuse, retaliation, racial slurs, and harassment.

Midstate Correctional Facility

There were 648 grievances filed in 2008, an increase from the 525 last year.

Code 6, Guidance Unit/Counseling, had 41 grievances in 2008, an increase from the 38 last year. These grievances concerned sex offender programing and assessment for program recommendations.

Code 22, Medical, had 154 grievances in 2008, the same as last year. These grievances concerned quality of care, medication, delays in care, and answers to medical concerns.

Code 23, Housing - Internal Block Affairs, had 70 grievances in 2008, an increase from the 32 last year. These grievances concerned mandatory recreation, television issues, cube standards, requests for housing unit repairs, and housing unit policies. The increase in grievances is attributed to the policy changes involving mandatory recreation.

Code 49, Staff Conduct, had 129 grievances in 2008, an increase from the 113 last year. These grievances alleged staff incompetence, retaliation, verbal abuse, threats, and physical abuse.

Mohawk Correctional Facility

There were 750 grievances filed in 2008, an increase from the 663 last year.

Code 20, ASAT, had 29 grievances in 2008, a decrease from the 36 last year. These grievances concerned readmission policy, ASAT guidelines and challenges to substance abuse referral.

Code 22, Medical, had 140 grievances in 2008, an increase from the 120 last year. Walsh RMU had 79 grievances in 2008, an increase from the 34 last year. It is noted that the increases in grievances in Walsh RMU was caused in part by inmates who filed multiple complaints. These grievances concerned medical treatments, second opinions, medical attention, and medications. Walsh inmates grieved being placed in rooms with other inmates they believed were contagious, room changes, snow removal for recreation, improved diets, and physical therapy for inmates in keeplock.

Code 30, Package Room, had 53 grievances in 2008, a decrease from the 64 last year. These grievances concerned fully cooked meats, footwear color policy, denial of guava paste and cheddarwurst, missing items, return addresses, and re-sealable packaging.

Code 42, Inmate Rights - Access/Courts/Counsel/Notary/etc., had 18 grievances in 2008, an increase from the 4 last year. These grievances concerned post release supervision and time computations.

Code 49, Staff Conduct, had 139 grievances in 2008, an increase from the 97 last year. These grievances alleged false misbehavior reports, physical abuse, harassment, racial and religious discrimination, threats, sexual harassment, retaliation, profanity, and unauthorized searches.

Oneida Correctional Facility

There were 187 grievances filed in 2008, a decrease from the 320 last year. The overall decrease in grievance activity was due to the one-on-one approach and direct involvement of the IGP Supervisor in resolving issues at their lowest level.

Code 20, ASAT, had 7 grievances in 2008, a decrease from the 21 last year. These grievances concerned counseling notifications, cube standards, program removal and program return. The decrease was credited to fewer program removals in 2008, as well as the team approach method to treatment that a new supervising correction counselor implemented in 2008.

Code 21, Dental, had 21 grievances in 2008, an increase from the 7 last year. These grievances concerned treatment issues, delays, dentures, and requests to hire a full time dentist. The facility did not have a full time dentist between February 2008 and January 2009. It is expected that grievances will decline now that a dentist has been hired.

Code 22, Medical, had 18 grievances in 2008, a decrease from the 35 last year. These grievances concerned injuries received within the facility, specialist requests, medication changes, medication refill procedures, permit issues, and prosthesis repair and replacement.

Code 42, Inmate Rights - Access/Courts/Counsel/Notary/etc., had 10 grievances in 2008, an increase from the 5 last year. These grievances concerned post release supervision for determinate sentences, merit board, and responses to FOIL requests.

Code 49, Staff Conduct, had 37 grievances in 2008, a decrease from the 48 last year. These grievances alleged racial slurs, verbal abuse, sexual harassment, threats, assault, denial of meals and showers, profanity, and unprofessional behavior.

Summit Shock Correctional Facility

There were 18 grievances filed in 2008, an increase from the 12 last year.

Code 31, Rules and Regulations, had 7 grievances in 2008, an increase from the 0 last year. These grievances concerned to restricted talking in the dormitory.

Code 49, Staff Conduct, had 9 grievances in 2008, an increase from the 8 last year. These grievances alleged verbal harassment, foul language, threats, disrespectful behavior, sexual harassment and inappropriate comments.

WATERTOWN HUB

Cape Vincent Correctional Facility

There were 343 grievances filed in 2008, an increase from the 272 last year.

Code 1, Program Committee, had 8 grievances in 2008, a decrease from the 17 last year. These grievances concerned program assignments, denial of programs, and the implementation of mandatory Phase II and Phase III Transitional Services programs which are being offered as a third unpaid module. The increase is attributed, in part, to the implementation of these mandatory programs.

Code 3, Correspondence, had 29 grievances in 2008, an increase from the 22 last year. These grievances concerned denial of photographs, delays in receiving mail, and allegations of lost items.

Code 22, Medical, had 43 grievances in 2008, an increase from the 38 last year. These grievances concerned quality of care, delays in care, medical policies and procedures, medication, and requests for specialty care.

Code 42, Inmate Rights - Access/Courts/Counsel/Notary/etc., had 16 grievances in 2008, an increase from the 3 last year. These grievances concerned FOIL requests, post release supervision, and time computations. The increase is attributed to recent court and departmental decisions regarding post-release supervision.

Code 49, Staff Conduct, had 94 grievances in 2008, an increase from the 87 last year. These grievances alleged physical and verbal abuse, threats, inappropriate language, and staff incompetence.

Gouverneur Correctional Facility

There were 791 grievances filed in 2008, an increase from the 719 last year.

Code 22, Medical, had 131 grievances in 2008, an increase from the 100 last year. These grievances concerned medications, quality of care, delays in care, requests for second opinions, and specialty care.

Code 24, Special Housing Units, had 90 grievances in 2008, an increase from the 60 last year. These grievances concerned supplies, the lights on policy, radio programming, PIMS level changes, and enforcement of the rules and regulations. No reasons for the increase were noted.

Code 37, Mess Hall, had 16 grievances in 2008, a decrease from the 42 last year. These grievances concerned portion size, quality of the food, and mixing items in the feed up trays. The decrease is attributed to the revision of Directive #4202 prohibiting changes of religious designations in SHU for 12 months. As a direct result, the facility saw a decrease in grievances related to the Cold Alternative Diet (CAD).

Code 42, Inmate Rights - Access/Courts/Counsel/Notary/etc., had 23 grievances in 2008, an increase from the 4 last year. These grievances concerned Post Release Supervision (PRS), time computations and FOIL. The increase is attributed to recent court and departmental decisions regarding post-release supervision.

Code 49, Staff Conduct, had 158 grievances in 2008, an increase from the 151 last year. The allegations included verbal harassment, retaliation, threats and staff incompetence.

Ogdensburg Correctional Facility

There were 134 grievances filed in 2008, an increase from the 120 last year.

Code 1, Program Committee, had 13 grievances in 2008, an increase from the 11 last year. These grievances concerned program placement and removals.

Code 20, ASAT, had 8 grievances in 2008, a decrease from the 9 last year. These grievances concerned program placement and removal, and unit policy and procedure.

Code 22, Medical, had 28 grievances in 2008, a decrease from the 29 last year. These grievances concerned quality of care and requests for special care.

Code 30, Package Room, had 3 grievances in 2008, a decrease from the 7 last year. These grievances concerned disallowed items.

Code 49, Staff Conduct, had 16 grievances in 2008, a decrease from the 18 last year. These grievances alleged verbal harassment, threats, racial slurs and staff incompetence.

Riverview Correctional Facility

There were 376 grievances filed in 2008, a decrease from the 559 last year. The facility had reported a significant increase in grievances in 2007 when it was suspected that five inmates were attempting to flood the IGRC with grievances. Two of the inmates were Inmate Grievance Program Representatives, and collectively all 5 accounted for 86 grievances. These inmates were subsequently transferred.

Code 22, Medical, had 47 grievances in 2008, a decrease from the 88 last year. These grievances concerned quality of care, special requests, medications, policies and procedures and delays in care.

Code 30, Package Room, had 31 grievances in 2008, a decrease from the 63 last year. These grievances concerned disallowed items, damaged or missing items, overcharges for postage and Package Room procedures. The decrease is attributed to the facility administration placing additional staff in the Package Room, when deemed necessary, to ensure the timely processing of packages.

Code 37, Mess Hall, had 12 grievances in 2008, a decrease from the 26 last year. These grievances concerned Cold Alternative Diets, medical diets, serving sizes, and dirty trays and utensils. The decrease is attributed to the transfer of 2 inmates who accounted for

approximately 15 grievances in 2007. It is noted that the menu format for special diets was revised by the Office of Nutritional Services in 2008.

Code 49, Staff Conduct, had 65 grievances in 2008, a decrease from the 81 last year. These grievances alleged verbal abuse, physical abuse, threats, racial slurs and incompetence.

Watertown Correctional Facility

There were 122 grievances filed in 2008, an increase from the 113 last year.

Code 22, Medical, had 27 grievances in 2008, an increase from the 24 last year. These grievances concerned specialized care, diets, delays in care, medications, and requests for outside consults.

Code 30, Package Room, had 16 grievances in 2008, an increase from the 15 last year. These grievances concerned disallowed items, missing items, overcharges for postage and disposal options.

Code 42, Inmate Rights - Access/Courts/Counsel/Notary/etc., had 30 grievances in 2008, an increase from the 1 last year. These grievances concerned Post Release Supervision (PRS), time computations and FOIL. The increase is attributed to recent court and departmental decisions regarding post-release supervision.

Code 49, Staff Conduct, had 19 grievances in 2008, a decrease from the 26 last year. The grievances concerned allegations of incompetence, verbal abuse, threats, discrimination, and physical abuse.

CLINTON HUB

Adirondack Correctional Facility

There were 63 grievances filed in 2008, an increase from the 58 last year.

Code 22, Medical, had 6 grievances in 2008, an increase from the 5 last year. These grievances concerned quality of care, medication, and special requests for an MRI, bottom bunk permit, physical therapy and specialist consultations.

Code 42, Inmate Rights - Access/Courts/Council/Notary, etc., had 7 grievances in 2008, an increase from the 2 last year. These grievances concerned post release supervision and time computations.

Code 49, Staff Conduct, had 23 grievances in 2008, an increase from the 11 last year. These grievances alleged physical abuse, discrimination, threats, verbal abuse and staff incompetence.

Altona Correctional Facility

There were 154 grievances filed in 2008, an increase from the 142 last year.

Code 21, Dental, had 10 grievances in 2008, an increase from the 6 last year. These grievances concerned cleanings, medication, extractions and treatment.

Code 23, Housing - Internal Block Affairs, had 16 grievances in 2008, an increase from the 8 last year. These grievances concerned dorm temperatures, photo displays, housing assignments, denial of exercise, lack of wet floor signs, no talking in the dorm, TV schedules, window policy, and not being allowed to sleep late.

Code 49, Staff Conduct, had 31 grievances in 2008, a decrease from the 41 last year. These grievances alleged physical abuse, verbal abuse, staff incompetence, and threats.

Bare Hill Correctional Facility

There were 851 grievances filed in 2008, an increase from the 752 last year.

Code 22, Medical, had 190 grievances in 2008, an increase from the 168 last year. These grievances concerned quality of care, delays in care, medical procedures, medication and specialist requests.

Code 48, Inmate Liaison Committee, had 7 grievances in 2008, an increase from the 0 last year. These grievances concerned election procedures, time frames of elected positions, the by-laws, misappropriation of funds, and removal of inmates from the ILC. The facility administration took appropriate action to ensure timely ILC elections and to enforce time limits on elected positions.

Code 49, Staff Conduct, had 218 grievances in 2008, an increase from the 157 last year. These grievances alleged threats, staff incompetence, racial slurs, and verbal and physical abuse. No reason for the increase was noted.

Camp Gabriels Correctional Facility

There were 16 grievances filed in 2008, a decrease from the 18 last year.

Code 49, Staff Conduct, had 6 grievances in 2008, a decrease from the 8 last year. These grievances alleged verbal abuse, threats and harassment.

Chateaugay Correctional Facility

There were 23 grievances filed in 2008, an increase from the 20 last year.

Code 5, Visiting, had 2 grievances in 2008, an increase from the 0 last year. These grievances concerned visitor seating arrangements.

Code 35, Commissary, had 2 grievances in 2008, an increase from the 0 last year. These grievances concerned the denial of a commissary buy and spoiled food.

Code 49, Staff Conduct, had 14 grievances in 2008, an increase from the 12 last year. These grievances alleged harassment, physical abuse, threats, and abuse of authority.

Clinton (Main) Correctional Facility

There were 2,149 grievances filed in 2008, an increase from the 1,908 last year.

Code 22, Medical, had 401 grievances in 2008, an increase from the 357 last year. These grievances concerned quality of care, delays in care, outside consultations, medical procedures, medication, and special requests for footwear and eyeglasses.

Code 24, Special Housing Units, had 77 grievances in 2008, an increase from the 23 last year. These grievances concerned cell moves, cell cleaning, restraint orders, denial of items and supplies. It is noted that four inmates filed 43 of the 77 grievances.

Code 37, Mess Hall, had 44 grievances in 2008, a decrease from the 84 last year. These grievances concerned inadequate portions, items missing from trays, improper removal from diet, and cold food. The reason for the decrease is attributed to the unusually high number of mess hall grievances filed in 2007, regarding attendance at the diet meals. It is noted that 14 grievances regarding diet attendance were filed in 2008, a decrease from the 50 in 2007. It is further noted that there were 0 grievances regarding diet attendance in 2004, 2005 and 2006.

Code 49, Staff Conduct, had 200 grievances in 2008, an increase from the 118 last year. These grievances alleged threats, harassment, physical abuse, racial slurs, verbal abuse, and staff incompetence. The increase in grievances filed is attributed to an Unusual Incident in the yard which resulted in 11 grievances. Further, the increase in grievances filed is

attributed to seven inmates filing 54 of the 200 grievances in 2008. These same inmates filed 8 grievances in 2007.

Clinton (Annex) Correctional Facility

There were 318 grievances filed in 2008, a decrease from the 380 last year.

Code 16, Religion, had 13 grievances in 2008, an increase from the 5 last year. These grievances concerned the religious advisor, denial of beads, lack of Jewish services and courses, mandatory meals, the Five Percenter newspaper in the Law Library, meal preparations, and the Nations of Gods and Earths protocol.

Code 22, Medical, had 48 grievances in 2008, a decrease from the 60 last year. These grievances concerned quality of care, delays in care, medication, medical tests and special requests for x-rays, MRIs, permits, eyeglasses, and housing unit changes.

Code 30, Package Room, had 16 grievances in 2008, a decrease from the 31 last year. These grievances concerned missing items, missing packages, destroyed packages, denial of a Sergeant's review, and denial of a guitar, guitar strings, art supplies, trimmers, blankets, radios, a rolling machine and bag gloves. The decrease in grievances filed is attributed to the IGP Supervisor clarifying package review guidelines with the Package Room Sergeant, who more closely monitors the area.

Code 49, Staff Conduct, had 101 grievances in 2008, an increase from the 87 last year. These grievances alleged physical abuse, racial slurs, threats, verbal abuse, and staff incompetence. No trend is noted for the increase in grievances filed.

Franklin Correctional Facility

There were 501 grievances filed in 2008, a decrease from the 663 last year. This decrease is attributed to the IGPS resolving issues at the lowest possible level before they become grievances.

Code 21, Dental, had 42 grievances in 2008, a decrease from the 66 last year. These grievances concerned a delay in seeing the dentist, dental care, cleanings, dentures, and extractions.

Code 22, Medical, had 112 grievances in 2008, a decrease from the 174 last year. These grievances concerned quality of care, delay in seeing the Doctor, consultations, medical procedures and medication. The decrease in grievances filed is attributed to the facility using the pharmacist at Clinton CF which has decreased the time to issue medication.

Code 49, Staff Conduct, had 169 grievances in 2008, an increase from the 158 last year. These grievances alleged verbal abuse, staff incompetence, threats, sexual harassment, racial slurs and physical abuse.

Lyon Mountain Correctional Facility

There were 25 grievances filed in 2008, a decrease from the 39 last year.

Code 22, Medical, had 0 grievances in 2008, a decrease from the 4 last year.

Code 40, Law Library, had 2 grievances in 2008, a decrease from the 3 last year. These grievances concerned legal copies and supplemental law books.

Code 49, Staff Conduct, had 9 grievances in 2008, a decrease from the 15 last year. These grievances alleged harassment, misconduct, verbal abuse, and unprofessionalism.

Upstate Correctional Facility

There were 3,980 grievances filed in 2008, a decrease from the 4,476 last year. The decrease in grievances filed is attributed to a change in the administration. There is a new Superintendent and all new Deputy Superintendents. Further, the Superintendent and Deputy Superintendents make daily rounds and staff morale has improved dramatically.

Code 3, Correspondence, had 230 grievances in 2008, a decrease from the 256 last year. These grievances concerned opened mail, lost mail, the processing of mail, mail tampering, torn mail, mail returned to sender without notification, mail not given privileged status, and denial of photos, magazines, and newspapers.

Code 22, Medical, had 999 grievances in 2008, a decrease from the 1,076 last year. These grievances concerned medical procedures, quality of care, delays in care, outside consultations, and medication.

Code 24, Special Housing Units, had 327 grievances in 2008, a decrease from the 461 last year. These grievances concerned headphones, cell cleanup, nail clippers, toilet paper, exercise, meals, announcements, cell changes, problems with cell mate, night lights, and cell repairs. The decrease in grievances filed is attributed to the overall decrease in grievances.

Code 40, Law Library, had 154 grievances in 2008, a decrease from the 185 last year. These grievances concerned special access, notary service, damaged books, denial of requests, denial of copies, typing services, microfiche copies, denial of supplies, computer problems, and cardboard being removed from writing pads.

Code 49, Staff Conduct, had 1,113 grievances in 2008, an increase from the 1,062 last year. These grievances alleged physical abuse, racial slurs, threats, verbal abuse, and staff incompetence.

SULLIVAN HUB

Eastern Correctional Facility

There were 615 grievances filed in 2008, a decrease from the 743 last year.

Code 22, Medical, had 103 grievances in 2008, a decrease from the 151 last year. These grievances concerned requests for a different doctor, specialist consultations, medical care, program limits, testing, emergency sick call procedures and medications.

Code 23, Housing-Internal Block Affairs, had 36 grievances in 2008, a decrease from the 40 last year. These grievances concerned block temperature, count procedures, requests to be moved and company showers.

Code 25, Search & Seizure/Frisks/Contraband, had 27 grievances in 2008, an increase from the 15 last year. These grievances concerned the addition of metal detectors in the kitchen and visiting area, cell searches, missing items, and allegations of improper pat frisks.

Code 30, Package Room, had 41 grievances in 2008, an increase from the 19 last year. These grievances concerned keyboard specifications, granola bars with raisins, a deodorant stone, missing items, broken items and denial of items.

Code 49, Staff Conduct, had 98 grievances in 2008, the same as last year. These grievances alleged verbal abuse, threats, retaliation, assault, improper pat frisk and discrimination.

Mid-Orange Correctional Facility

There were 238 grievances filed in 2008, a decrease from the 241 last year.

Code 22, Medical, had 67 grievances in 2008, a decrease from the 81 last year. These grievances concerned medical treatment and attention, requests for specialists, medication issues, MRI's, CT-scans, bottom bunk permits, eyeglasses, access to medical care, medical restrictions, vitamins, Ensure, double mattresses, second opinions, testing, refusals, and alleged incompetence.

Code 30, Package Room, had 11 grievances in 2008, the same as last year. These grievances concerned reimbursement for postage, frozen items, a hair dryer, eggplant, a radio, and denial of cilantro, photos, wine flavored cigars, and sneakers.

Code 31, Rules and Regulations, had 11 grievances in 2008, an increase from the 7 last year. These grievances concerned sick call procedures, log book entries, warnings, smoke break procedures, movement policy, program policy and dress code.

Code 49, Staff Conduct, had 14 grievances in 2008, a decrease from the 17 last year. These grievances alleged threats, profanity, and retaliation.

Otisville Correctional Facility

There were 278 grievances filed in 2008, a decrease from the 311 last year.

Code 22, Medical, had 44 grievances in 2008, a decrease from the 56 last year. These grievances concerned quality of care and access to health care.

Code 30, Package Room, had 53 grievances in 2008, an increase from the 39 last year. These grievances concerned inconsistency with denial of items, which was directly related to lack of a regular supervising sergeant and officer. Once these positions were filled, the number of grievances decreased significantly during the second half of the year.

Code 49, Staff Conduct, had 23 grievances in 2008, an increase from the 18 last year. These grievances alleged improper pat frisks, threats, verbal abuse, and racial slurs.

Shawangunk Correctional Facility

There were 862 grievances filed in 2008, a decrease from the 886 last year.

Code 6, Guidance Unit/Counseling, had 68 grievances in 2008, an increase from the 16 last year. These grievances concerned placement in the Sex Offender Counseling and Treatment Program (SOCTP), the SOCTP manual, program content, and qualifications of the staff responsible for operation of the program.

Code 22, Medical, had 131 grievances in 2008, a decrease from the 216 last year. These grievances concerned medication refill procedures, specialists, MRI's, medication changes and medical treatment. There was no noted reason for the large decrease in medical grievances.

Code 30, Package Room, had 83 grievances in 2008, an increase from the 63 last year. These grievances concerned missing items and the denial of watches, calculator, sneakers and boots.

Code 49, Staff Conduct, had 103 grievances in 2008, an increase from the 84 last year. These grievances alleged assault, intimidation, retaliatory frisks, false misbehavior reports, voyeurism, and threats.

Sullivan Correctional Facility

There were 813 grievances filed in 2008, a decrease from the 845 last year.

Code 22, Medical, had 159 grievances in 2008, an increase from the 135 last year. These grievances concerned second opinions, medications, surgery, doctor appointments, MRI's, and specialist orders.

Code 23, Housing - Internal Block Affairs, had 50 grievances in 2008, an increase from the 43 last year. These grievances concerned double ceiling, block privileges, requests to be moved, and policy changes.

Code 49, Staff Conduct, had 130 grievances in 2008, an increase from the 124 last year. These grievances alleged threats, verbal harassment, profanity, retaliation, racial slurs, and assault.

Ulster Correctional Facility

There were 46 grievances filed in 2008, a decrease from the 66 last year.

Code 49, Staff Conduct, had 25 grievances in 2008, a decrease from the 31 last year. These grievances alleged verbal abuse, threats, profanity, harassment and retaliation. Most of these grievances were directly related to a misbehavior report.

Walkill Correctional Facility

There were 245 grievances filed in 2008, a decrease from the 531 last year. The overall decrease in grievance activity was due to the proactive approach of the IGP Supervisor and the Executive team to informally resolve issues prior to filing them as grievances. Most were resolved by staff making a telephone call or responding to an inmate's concerns in a letter.

Code 22, Medical, had 39 grievances in 2008, a decrease from the 64 last year. These grievances concerned treatment issues and requests for special tests, change in medications, bottom bunk permits, doctor appointments, and second opinions.

Code 30, Package Room, had 13 grievances in 2008, a decrease from the 35 last year. These grievances concerned denied items, labeling on waistbands, and choice of carrier.

Code 49, Staff Conduct, had 36 grievances in 2008, a decrease from the 112 last year. These grievances alleged visitor harassment, denial of privileges, threats, profanity, hostile behavior, discrimination based on crime, retaliation, and verbal abuse. The decrease in the number of grievances cannot be explained, other than the fact that there was an overall decrease in grievances filed at the facility in 2008.

Woodbourne Correctional Facility

There were 338 grievances filed in 2008, an increase from the 282 last year.

Code 22, Medical, had 71 grievances in 2008, an increase from the 69 last year. These grievances concerned access to care, outside specialist appointments, medications, sick call procedures, permits and quality of care issues.

Code 30, Package Room, had 25 grievances in 2008, a decrease from the 36 last year. These grievances concerned denied items and requests to view these items.

Code 49, Staff Conduct, had 35 grievances in 2008, an increase from the 17 last year. These grievances alleged harassment, verbal and physical abuse, threats, discrimination, unprofessional conduct and retaliation.

GREEN HAVEN HUB

Beacon Correctional Facility

There were 50 grievances filed in 2008, the same as last year.

Code 22, Medical, had 11 grievances in 2008, a decrease from the 14 last year. Grievances concerned course of treatment, sick call, medication, doctor appointments, and access to specialists.

Code 23, Housing Internal Block Affairs, had 18 grievances in 2008, an increase from the 11 last year. Grievances concerned delivery of mail, staff not following movement times, call outs, and security rounds.

Code 49, Staff Conduct, had 6 grievances in 2008, an increase from the 5 last year. Grievances alleged verbal abuse, racial slurs, threats, inappropriate language and physical contact.

Bedford Hills Correctional Facility

There were 696 grievances filed in 2008, an increase from the 587 last year.

Code 22, Medical, had 109 grievances in 2008, an increase from the 67 last year. Grievances concerned course of treatment, quality of care, follow up appointments, specialty care, and medication. The increase is being attributed to less focus on informal resolution of medical grievances. The IGP Supervisor is meeting with the Nurse Administrator, Deputy Superintendent for Health Services, and doctors to improve communication in an effort to resolve more complaints prior to them becoming grievances.

Code 31, Rules and Regulations, had 78 grievances in 2008, a decrease from the 148 last year. Grievances concerned the ten minute movement, privacy curtains, dress code, sign in/out sheets, pre hearing confinement, securing of cells for daily movement, and showers. The decrease is attributed to staff and inmates becoming more familiar with last year's changes in facility policy for dress code, time limit for use of privacy curtains, time limit for showers, securing of cells, and the use of sign in sheets.

Code 49, Staff Conduct, had 155 grievances in 2008, an increase from the 110 last year. Grievances alleged racial discrimination, threats, improper use of force, sexual harassment, inappropriate language and physical contact, and assault. There is no reason for the increase. The average number of grievances filed in this area for the past four years is 129, slightly lower than this year.

Downstate Correctional Facility (Reception)

There were 459 grievances filed in 2008, an increase from the 343 last year.

Code 22, Medical, had 48 grievances in 2008, an increase from the 38 last year. Grievances concerned continuation of previously provided treatment, medication, cane and

footwear permits, denial of recommended treatment, and delays in receiving treatment from outside providers.

Code 29, Inmate Property, had 53 grievances in 2008, an increase from the 38 last year. Grievances concerned inventory, packing, restrictions, transportation, and loss of property. The increase is being attributed to a new procedure in which the same number of reception inmates is moved to their designated facilities in four days instead of five. More mistakes are being made because there is less time to process all of the property.

Code 30, Package Room, had 12 grievances in 2008, an increase from the 5 last year. Grievances concerned untimely delivery of packages, denial of items, and a supervisor's review.

Code 49, Staff Conduct, had 100 grievances in 2008, an increase from the 65 last year. Grievances alleged verbal and sexual harassment, incompetence, assault, and racial discrimination. The increase is being attributed to an incident involving several cadre inmates who were moved to protective custody. Of these inmates, three filed thirteen code 49 grievances. It is noted that staff conduct grievances from the protective custody unit are being monitored by the Inspector General's Office.

Downstate Correctional Facility (Cadre)

There were 57 grievances filed in 2008, a decrease from the 65 last year.

Code 22, Medical, had 6 grievances in 2008, a decrease from the 8 last year. Grievances concerned medication issues, work and recreation restrictions, sick call encounters, and specialist appointments.

Code 30, Package Room, had 15 grievances in 2008, a decrease from the 19 last year. Grievances concerned denial of items, missing items, overcharges for postage, and requests for a supervisor's review.

Code 49, Staff Conduct, had 5 grievances in 2008, a decrease from the 12 last year. Grievances alleged verbal harassment, physical abuse, and racial discrimination.

Fishkill Correctional Facility

There were 1,747 grievances filed in 2008, an increase from the 1,617 last year.

Code 22, Medical, had 274 grievances in 2008, an increase from the 205 last year. Grievances concerned medication, course of treatment, specialist referrals, medication, footwear, back braces, eyeglasses, and wheel chairs. Other issues included allegations of ignored sick call requests, delay in care, and confidentiality violations.

Code 24, Special Housing Units, had 226 grievances in 2008, an increase from the 211 last year. S-Block inmates filed 199 of these grievances compared to 155 last year. Grievances concerned state issued items, commissary and stamp buys, laundry and linen exchange, exercise, general library, PIM levels, cell clean up, meals, and grooming standards.

Code 30, Package Room, had 88 grievances in 2008, a decrease from the 114 last year. Grievances concerned disallowed items, processing of packages, lost or stolen packages, postage, and packages returned to sender.

Code 49, Staff Conduct, had 341 grievances in 2008, an increase from the 298 last year. Of these, 150 were filed by S-block inmates compared to 99 last year. Grievances alleged threats, assault, excessive force, unprofessional or abusive language, racial slurs, and retaliation by staff. The facility administrative took appropriate action to address the increase by having the IGP and security supervisor make more rounds to address issues prior to them becoming grievances. There has been an overall decrease in S-block grievances for the last two months in 2008.

Green Haven Correctional Facility

There were 2,344 grievances filed in 2008, a decrease from the 2,825 last year. The decrease can be attributed to a concerted effort by the IGP Supervisor, facility administration, and all department head staff. Issues are addressed prior to becoming grievances, and grievances are being addressed more timely and accurately. There is more communication between the grievance department and affected areas of the facility. The grievance program has continued to improve for the past three years because of the continued facility wide effort to ensure its effective and efficient operation.

Code 1, Program Committee, had 100 grievances in 2008, a decrease from the 136 last year. Grievances concerned access, removal from and changes of programs, and back pay.

Code 22, Medical, had 332 grievances in 2008, a decrease from the 348 last year. Grievances concerned changes of provider, second opinions, medication, medical permits, requests for outside specialist referrals, and courses of treatment.

Code 23, Housing-Internal Block Affairs, had 321 grievances in 2008, a decrease from the 348 last year. Grievances concerned showers, call outs, recreation, feed ups, phone procedures, and mail distribution.

Code 30, Package Room, had 245 grievances in 2008, a decrease from the 296 last year. Grievances concerned denial of items, missing packages, spoiled packages, shipping charges, damaged property, and completion of disposal forms.

Code 36, Inmate Accounts, had 84 grievances in 2008, a decrease from the 159 last year. Grievances concerned inaccurate balances, disbursements not being processed, transfer funds being delayed, and mail receipts missing. The decrease is being attributed to grievance staff informally resolving issues by sitting down with inmates and explaining their statements to them.

Code 49, Staff Conduct, had 181 grievances in 2008, a decrease from the 265 last year. Grievances alleged unprofessional conduct, inappropriate language, retaliation, false misbehavior reports, assault, excessive force, sexual harassment, and inappropriate pat frisks. There was no reason given for the decrease.

Taconic Correctional Facility

There were 84 grievances filed in 2008, a decrease from the 96 last year.

Code 22, Medical, had 11 grievances in 2008, a decrease from the 29 last year. Grievances concerned course of treatment issues, access to outside health care providers, medication, quality of treatment, and sick call. The decrease is being attributed to the IGP Supervisor bringing more issues to the Nurse Administrator before being filed as a grievance. Previously, an inmate's complaint would be filed without making an attempt to resolve the issue informally by contacting medical staff first.

Code 31, Rules and Regulations, had 13 grievances in 2008 an increase from the 5 last year. Grievances alleged that staff were not following the standard operating procedures, directives, and memorandums.

Code 49, Staff Conduct, had 19 grievances in 2008, a decrease from the 24 last year. Grievances alleged verbal harassment, racial discrimination, physical assault, and sexual harassment.

GREAT MEADOW HUB

Coxsackie Correctional Facility

There were 820 grievances filed in 2008, a decrease from the 1,306 last year. The decrease in the number of grievances filed is being attributed to the IGP Supervisor's continued efforts to resolve issues expeditiously.

Code 22, Medical, had 136 grievances in 2008, a decrease from the 203 last year. Grievances concerned wanting eye glasses, a neck brace, denial of emergency care, medical restrictions, x-rays, medications, access to providers, specialty care requests, and courses of treatment. There is no reason for the decrease, however, the IGP Supervisor communicates daily with the Nurse Administrator regarding all medical related issues that are brought to his attention.

Code 23, Housing- Internal Block Affairs, had 47 grievances in 2008, a decrease from the 56 last year. These grievances concerned the issuance of supplies, confiscated ID, television schedule, excessive noise on the gallery, denial of recreation, and cell clean up.

Code 30, Package Room, had 23 grievances in 2008, a decrease from the 74 last year. Grievances concerned lost packages, denied items, postage charges, incomplete forms, sergeant's review, and permit items. The decrease is being attributed to the education of population on reviewable and allowable items, via ILC meetings and memorandums posted at the package room window.

Code 37, Mess Hall, had 47 grievances in 2008, a decrease from the 64 last year. Grievances concerned improper forecasting of meals, substitution of menu items, incomplete meal trays, meal temperatures, and religious and therapeutic diets.

Code 49, Staff Conduct, had 225 grievances in 2008, a decrease from the 283 last year. Grievances alleged interference with mail, threats, retaliation for grievances, racial remarks, assault, sexual abuse, and false misbehavior reports.

Great Meadow Correctional Facility

There were 2,743 grievances filed in 2008, an increase from the 2,632 last year.

Code 2, Incentive Wage Allowance, had 144 grievances in 2008, an increase from the 52 last year. Grievances concerned wanting back pay for overtime and pay raises from progress reports. The increase is being attributed to progress report procedures not being followed by staff. Appropriate administrative action was taken and staff received training on the proper process to complete inmate wage sheets.

Code 22, Medical, had 593 grievances in 2008, a decrease from the 748 last year. Grievances concerned requests for outside specialists, outside specialist recommendations not being followed, requests to be seen by a doctor, medical permits, eye glasses, medication problems, treatment, physical therapy, and orthopedic footwear. Grievances decreased after the hiring of a new facility doctor and Nurse Administrator in February 2008.

Code 49, Staff Conduct, had 283 grievances in 2008, an increase from the 171 last year. Grievances alleged assault, sexual harassment, threats, verbal abuse, deprivation of services, and staff incompetence. No reason was given for the increase.

Greene Correctional Facility

There were 207 grievances filed in 2008, an increase from the 168 last year. There were 117 grievances filed in S-block, an increase from the 60 last year.

Code 22, Medical, had 40 grievances in 2008, an increase from the 33 last year. Grievances concerned medical procedures, medication issues, specialty care requests, quality of care, and doctor appointments.

Code 24, Special Housing Units, had 20 grievances in 2008, an increase from the 0 last year. Grievances concerned, exercise, mail delivery, supplies, showers, block announcements, and feed up. Some of the increase is being attributed to new S-block supervisory and line staff. Also, per the request of the administration, the block supervisor no longer accompanies the IGP Supervisor during his weekly rounds. This is being done to make inmates feel more comfortable speaking with the IGP Supervisor about their issues.

Code 49, Staff Conduct, had 52 grievances in 2008, a decrease from the 62 last year. Grievances alleged physical abuse, racial slurs, threats, unprofessional conduct, and verbal abuse.

Hudson Correctional Facility

There were 26 grievances filed in 2008, an increase from the 21 last year.

Code 49, Staff Conduct, had 24 grievances in 2008, an increase from the 19 last year. Grievances alleged unprofessional conduct, racial slurs, verbal abuse, and threats.

Moriah Shock Correctional Facility

There were 0 grievances filed during 2008, the same as last year.

Mt. McGregor Correctional Facility (Medium)

There were 133 grievances filed in 2008, an increase from the 93 last year.

Code 22, Medical, had 16 grievances in 2008, a decrease from the 19 last year. Grievances concerned managed care, specialty care requests, medication, medical permits, and sick call.

Code 30, Package Room, had 8 grievances in 2008, a decrease from the 9 last year. Grievances concerned postage charge, missing items, denied items, and the review of items.

Code 49, Staff Conduct, had 44 grievances in 2008, an increase from the 21 last year. Grievances alleged verbal harassment, retaliation for misbehavior reports, physical abuse,

and racial discrimination. The increase is attributed to the increase in correspondence being referred to the IGP to file as a grievance, as opposed to handling them as inmate letters.

Mt. McGregor Correctional Facility (Minimum)

There was 1 grievance filed in 2008, a decrease from the 4 last year.

Washington Correctional Facility

There were 179 grievances filed in 2008, an increase from the 159 last year.

Code 20, ASAT, had 9 grievances in 2008, an increase from the 4 last year. Grievances concerned removals and program policies.

Code 22, Medical, had 35 grievances in 2008, an increase from the 26 last year. Grievances concerned delay in treatment, denial of requested care, requests to see the doctor, specialty care, medication, and medical permits.

Code 49, Staff Conduct, had 63 grievances in 2008, an increase from the 48 last year. Grievances alleged racial slurs, assault, verbal abuse, threats, and staff incompetence.

ELMIRA HUB

Auburn Correctional Facility

There were 1,979 grievances filed in 2008, a decrease from the 2,439 last year.

Code 22, Medical, had 252 grievances in 2008, a decrease from the 282 last year. These grievances concerned medical services, medication, eyeglasses, and access to medical care.

Code 24, Special Housing Units, had 119 grievances in 2008, a decrease from the 144 last year. These grievances concerned policies, schedules, living conditions, and access to programs.

Code 29, Inmate Property, had 146 grievances in 2008, a decrease from the 168 last year. These grievances concerned property lost in transit between facilities and during internal moves, I-64 forms, and property confiscated as contraband.

Code 49, Staff Conduct, had 332 grievances in 2008, a decrease from the 444 last year. These grievances concerned allegations of verbal abuse, retaliation, denial of meals, and deprivation of privileges. This decrease is partially attributed to a decrease of approximately 600 Tier II and Tier III misbehavior reports from 2007, resulting in a corresponding decrease in harassment allegations.

Butler (Minimum) Correctional Facility

There were 38 grievances filed in 2008, a decrease from the 47 last year.

Code 22, Medical, had 6 grievances in 2008, an increase from the 4 last year. These grievances concerned quality of care.

Code 49, Staff Conduct, had 17 grievances in 2008, a decrease from the 22 last year. These grievances alleged verbal abuse, threats, and abuse of power.

Butler (ASACTC) Correctional Facility

There were 54 grievances filed in 2008, a decrease from the 104 last year.

Code 22, Medical, had 4 grievances in 2008, a decrease from the 10 last year. These grievances concerned requests for medical transfers, requests to see specialists, eyeglasses, and medical copies.

Code 49, Staff Conduct, had 24 grievances in 2008, a decrease from the 39 last year. These grievances concerned allegations of harassment, verbal abuse, destroyed property and threats.

Cayuga Correctional Facility

There were 323 grievances filed in 2008, an increase from the 238 last year.

Code 20, ASAT, had 16 grievances in 2008, an increase from the 3 last year. These grievances concerned credit for prior ASAT participation and removal from ASAT. More inmates grieved their removal resulting in the increase in 2008.

Code 22, Medical, had 43 grievances in 2008, a decrease from the 47 last year. These grievances concerned being taken off pain medication, wanting the same medication as received in a previous facility, and following outside specialist recommendations.

Code 24, Special Housing Units, had 9 grievances filed in 2008, an increase from the 3 last year. These grievances concerned radio stations, fans, and night lights.

Code 30, Package Room, had 17 grievances in 2008, an increase from the 10 last year. These grievances concerned disallowed items, packages lacking the sender's address, and lost packages.

Code 49, Staff Conduct, had 101 grievances in 2008, an increase from the 86 last year. These grievances alleged verbal harassment, racial slurs, physical abuse, and voyeurism.

Elmira Correctional Facility

There were 1,528 grievances filed in 2008, a decrease from the 1,842 last year. This continues the decrease from the 2,189 in 2006.

Code 22, Medical, had 256 grievances in 2008, an increase from the 239 last year. These grievances concerned quality of care, delays in care, medical boot issues, confidentiality, medication, waiting to see a doctor, and eyeglasses.

Code 23, Housing-Internal Block Affairs, had 164 grievances in 2008, a decrease from the 168 last year. These grievances concerned missing property, not being let out for call outs, electricity outages, access to recreation, water being turned off, TV issues, delivery of mail, and double bunk complaints.

Code 37, Mess Hall, had 103 grievances in 2008, a decrease from the 157 last year. These grievances concerned CAD meals, menu changes, payroll issues, and not being called to work. This decrease is attributed to the new FSA who was able to resolve many of the simple issues that arose.

Code 49, Staff Conduct, had 184 grievances in 2008, a decrease from the 217 last year. These grievances alleged threats, verbal abuse, assault, conspiracy, and retaliation.

Five Points Correctional Facility

There were 1,860 grievances filed in 2008, a decrease from the 2,245 last year. This decrease is partially attributed to the transfer of one inmate who accounted for 184 grievances in 2007. This inmate transferred in December 2007.

Code 22, Medical, had 284 grievances in 2008, a decrease from the 383 last year. These grievances concerned wanting stronger or different medication, to see a doctor, untimely care, outside referrals, bottom bunk requests, and special accommodations. It is noted that the facility used agency nurses to fill vacancies in 2007.

Code 23, Housing-Internal Block Affairs, had 50 grievances in 2008, a decrease from the 162 last year. These grievances concerned smoking, cell changes, heat in cells, barbering services, cleaning supplies, packing of property, and radio/TV stations. While there is no clear reason for the substantial decrease other than the overall decrease in grievances filed, the IGP Supervisor reports that he has been placing some issues under different codes for better accuracy.

Code 24, Special Housing Units, had 79 grievances in 2008, a decrease from the 131 last year. These grievances concerned toiletries in shower buckets, therapy room temperature, radio/TV stations, cell doors, food delivery, toilet paper, soap, and inventory of property within 72 hours. The decrease is partially attributed to a decrease in grievances regarding night lights, and phone calls for PC inmates.

Code 37, Mess Hall, had 53 grievances in 2008, a decrease from the 122 last year. These grievances concerned cold food, late delivery of meals, removal from special diets, dirty trays, and meals not available for medical or disciplinary situations. This decrease is attributed to the resolution of issues concerning bulk rice and the switch to bulk milk in 2007.

Code 49, Staff Conduct, had 262 grievances in 2008, a decrease from the 306 last year. These grievances alleged racial slurs, intimidation, retaliation, assaults, destruction of property, threats and harassment.

Monterey Shock Correctional Facility

There were 0 grievances filed in 2008, the same as last year.

Southport Correctional Facility

There were 2,923 grievances filed in 2008, a decrease from the 3,497 last year. This decrease is partially attributed to the hiring of a new IGP Supervisor, and a return of the other IGPS to full time duty in 2008. This increase in hours for the IGP Supervisors resulted in more productive rounds. Therefore, some inmates were more willing to wait and speak with the IGP Supervisors during rounds over simple issues or to inquire about current grievances.

Code 3, Correspondence, had 282 grievances in 2008, a decrease from the 296 last year. These grievances concerned outgoing mail returned due to an incomplete address, the time it takes to process mail, incoming mail with a partial, or lack of, return address and the processing of newspapers and magazines.

Code 22, Medical, had 676 grievances in 2008, a decrease from the 822 last year. These grievances concerned pain medication being crushed, inadequate medical attention, staff indifference, specialist consultations, knee/back braces, flats permits, and reasonable accommodations. This decrease is partially attributed to the quick response of the Nurse Administrator in answering letters, resulting in fewer grievances.

Code 23, Housing-Internal Block Affairs, had 318 grievances in 2008, a decrease from the 459 last year. These grievances concerned broken headphones, bin exchange, heat/water pressure problems, vents not working, forms not being available, showers, recreation, property missing when changing cells, cell searches and PIMS movement.

Code 29, Inmate Property, had 269 grievances in 2008, an increase from the 186 last year. These grievances concerned legal work, missing property, and mislabeled property. According to the Draft Sergeant, there are more instances in which an inmate arrives without his property this year.

Code 49, Staff Conduct, had 409 grievances in 2008, a decrease from the 523 last year. These grievances alleged assault, harassment, racial slurs, and denial of showers, exercise and meals.

Willard Drug Treatment Campus

There were 0 grievances filed in 2008, a decrease from the 13 last year. It is noted that there is a new Captain who is resolving issues before grievances are filed.

NEW YORK CITY HUB

Arthur Kill Correctional Facility

There were 370 grievances filed in 2008, a decrease from the 373 last year.

Code 22, Medical, had 183 grievances in 2008, an increase from the 116 last year. These grievances concerned quality of care, treatment, requests to see a specialist, medication, sick call, permits, and medical boots. The increase in grievances filed is attributed to staff vacancies. In 2008, the medical department had vacancies for 6 nurses, 1 pharmacist, 1 pharmacy aide, 1 doctor, and 1 nurse practitioner. In 2007, the medical department had vacancies for 4 nurses and 1 pharmacist.

Code 30, Package Room, had 10 grievances in 2008, a decrease from the 14 last year. These grievances concerned denial of a sergeant's review, missing items, and denial of items such as trimmers, cookies and clothing.

Code 49, Staff Conduct, had 63 grievances in 2008, an increase from the 52 last year. These grievances alleged harassment, verbal abuse, racial slurs, staff incompetence, and physical abuse.

Bayview Correctional Facility

There were 101 grievances filed in 2008, an increase from the 61 last year. The increase in grievances filed is attributed to the IGRC Clerk encouraging other inmates to submit grievances. She was paroled on 10/10/08, and grievances have since decreased.

Code 22, Medical, had 33 grievances in 2008, an increase from the 22 last year. These grievances concerned delays in seeing the doctor, denial of specialist consultations, prescription refills, lost medical records, quality of care, staff attitude, and length of time for care. It is noted that the Superintendent has met with the FHSD regarding the problem of filing prescriptions timely, and the facility has changed nursing agencies to improve care.

Code 31, Rules and Regulations, had 5 grievances in 2008, an increase from the 2 last year. These grievances concerned exclusion from parenting services, work details, grooming issues, and mandated exercise.

Code 49, Staff Conduct, had 29 grievances in 2008, an increase from the 19 last year. These grievances alleged improper dorm searches, medical misconduct, staff attitude, verbal abuse, and harassment.

Edgecombe Correctional Facility

There were 0 grievances filed in 2008, the same as last year.

Fulton Correctional Facility

There were 12 grievances filed in 2008, an increase from the 1 last year. The increase in grievances filed is attributed to the increase in new inmates and the increase in the Relapse Program population. There were 349 new inmates in 2008, an increase from the 132 in 2007. There were 20 inmates participating in the Relapse program in 2008, an increase from the 9 in 2007. It is also noted that inmates participating in the Relapse program filed 9 of the 12 grievances.

Code 37, Mess Hall, had 4 grievances in 2008, an increase from the 0 last year. These grievances concerned the lack of an alternative menu item, and too much seasoning.

Code 49, Staff Conduct, had 2 grievances in 2008, an increase from the 0 last year. These grievances alleged harassment and racial remarks.

Lincoln Correctional Facility

There were 3 grievances filed in 2008, an increase from the 0 last year.

Code 23, Housing - Internal Block Affairs, had 2 grievances in 2008, an increase from the 0 last year. These grievances concerned urinalysis testing and staff taking a medicine bag.

Queensboro Correctional Facility

There were 48 grievances filed in 2008, a decrease from the 49 last year.

Code 22, Medical, had 5 grievances in 2008, a decrease from the 6 last year. These grievances concerned medication, delays in care and quality of care.

Code 42, Inmate Rights - Access/Courts/Council/Notary/etc., had 5 grievances in 2008, an increase from the 0 last year. These grievances alleged illegal detention by DOCS and denial of access to the courts.

Code 49, Staff Conduct, had 14 grievances in 2008, a decrease from the 27 last year. These grievances alleged harassment, pat frisks, unfair treatment, verbal abuse and threats.

Sing Sing Correctional Facility

There were 1,562 grievances filed in 2008, a decrease from the 1,725 last year.

Code 22, Medical, had 241 grievances in 2008, a decrease from the 268 last year. These grievances concerned delays in care, quality of care, denial of sick call, new eye glasses, surgery, medication and requests for outside specialists, lotion, Ensure, hearing aids and permits.

Code 23, Housing - Internal Block Affairs, had 155 grievances in 2008, an increase from the 130 last year. These grievances concerned denial of religious service, staff

behavior, the lack of hot water, double bunk placement, notification of sick call, and assault by another inmate.

Code 30, Package Room, had 187 grievances in 2008, an increase from the 101 last year. These grievances concerned delays in processing packages, denial of packages, removal of permits from the package room folder, denial of disposal options, overcharges for postage, the daily package list not being posted, and items missing from packages. The increase is attributed to inconsistent staffing. The assigned Sergeant was deployed in 2007 and there were no regular assigned officers, resulting in delays, inconsistencies and errors in processing packages.

Code 49, Staff Conduct, had 141 grievances in 2008, a decrease from the 205 last year. These grievances alleged harassment, threats, physical assault, verbal abuse, and intimidation. The decrease is attributed to the overall decrease in grievances filed.

WENDE HUB

Albion Correctional Facility

There were 218 grievances filed in 2008, a decrease from the 269 last year.

Code 30, Package Room, had 47 grievances in 2008, an increase from the 39 last year. These grievances concerned grace periods, bag lettuce, beeswax, cigarettes and filters, hair accessories, makeup, denied, missing or damaged packages, pajamas, shea butter, spandex and white shirts.

Code 44, Inmate Grievance Program, had 7 grievances in 2008, an increase from the 2 last year. These grievances concerned dissatisfaction with the IGP Supervisor's determinations, poor investigations and time frames for filing and appealing grievances.

Code 49, Staff Conduct, had 54 grievances in 2008, a decrease from the 103 last year. These grievances alleged verbal harassment, sexual discrimination, use of physical force and threats. No reasons for the decrease were noted.

Attica Correctional Facility

There were 1,685 grievances filed in 2008, an increase from the 1,590 last year.

Code 22, Medical, had 343 grievances in 2008, an increase from the 241 last year. These grievances concerned medications, sick call not being scheduled, incorrect treatments, requests for facility doctor appointments, questions regarding the doctor's determinations, and allegations of mistreatment by medical staff. The increase is attributed to the FHSD's determination to wean inmates off of long term Ultram use. It is noted that 1 inmate filed 25 grievances in this code.

Code 24, Special Housing Units, had 109 grievances in 2008, an increase from the 53 last year. These grievances concerned supplies, exercise, access to staff and services, showers, and unit operating procedures. The increase is attributed to the expanding operation of the Office of Mental Health in the SHU. This has resulted in an influx of mentally unstable inmates filing grievances on all aspects of their living environment and an increase in the overall population of the SHU. It is noted that 1 inmate filed 19 grievances in this code.

Code 31, Rules and Regulations, had 32 grievances in 2008, a decrease from the 62 last year. These grievances concerned mental health issues, double celling, Central Office Monitoring Case status, parole, time allowance committee, and facility movement procedures. The decrease is attributed, in part, to the new IGP Supervisor placing more grievances in Code 50, which saw an increase of 11 this year.

Code 49, Staff Conduct, had 165 grievances in 2008, a decrease from the 193 last year. These grievances alleged physical assault, verbal abuse, sexual harassment, discrimination and threats.

Buffalo Correctional Facility

There was 1 grievance filed in 2008, a decrease from the 3 last year.

Collins Correctional Facility

There were 775 grievances filed in 2008, a decrease from the 1,037 last year. The decrease is attributed to the transfer of 8 out of the 9 prolific grievors who accounted for 172 grievances in 2007. Additionally, Collins II has decreased by 119 beds as part of the department's downsizing and the Protective Custody unit is filling less beds than the year before.

Code 16, Religion, had 39 grievances in 2008, an increase from the 19 last year. These grievances concerned rounds by Chaplains, change of religious designation requests, denial of materials, smudging, the lack of Chaplains to represent specific faith groups, and the Cold Alternative Diet (CAD). The increase is attributed to the revision of Directive #4202 prohibiting changes to religious designations for 12 months, while housed in SHU.

Code 21, Dental, had 12 grievances in 2008, a decrease from the 21 last year. These grievances concerned scheduling, delays in care, waiting for cleanings, and extractions. No reasons for the decrease in this code were noted.

Code 22, Medical, had 160 grievances in 2008, a decrease from the 202 last year. These grievances concerned quality of care, delays in care, medical procedures, medication, and outside consultation requests.

Code 37, Mess Hall, had 31 grievances in 2008, a decrease from the 73 last year. These grievances concerned portions, missing or spoiled items, and diets. No reasons for the decrease were noted.

Code 44, Inmate Grievance Program, had 14 grievances in 2008, a decrease from the 28 last year. These grievances concerned the processing of grievances, violations of Directive #4040, biased interviews, the IGP Supervisor covering for staff, and the timeliness of grievance responses. It is noted that 7 of these grievances were filed by 1 inmate.

Code 49, Staff Conduct, had 36 grievances in 2008, a decrease from the 73 last year. These grievances alleged physical and verbal abuse, racism, sexual harassment and threats. No reasons for the decrease were noted.

Gowanda Correctional Facility

There were 436 grievances filed in 2008, an increase from the 384 last year.

Code 3, Correspondence, had 21 grievances in 2008, an increase from the 5 last year. These grievances concerned the denial of photographs, mail not received, delays in distribution, mail watches, return addresses, and postage fees. The increase is attributed to a temporary shortage of staff.

Code 6, Guidance Unit/Counseling, had 37 grievances in 2008, an increase from the 18 last year. These grievances concerned reassignment to the Sex Offender Program (SOP), refusal of programs, credit for prior program participation, inaccurate information in guidance folders, self incrimination in the SOP, and violations of the SOP agreement. The increase in this code is attributed to a significant expansion of the SOP beginning in early 2008, and changes in department policy regarding the program.

Code 22, Medical, had 55 grievances in 2008, an increase from the 35 last year. These grievances concerned medications, access to medical staff, delays in care, ADA requests, limitations on mobility, work and programming, medical holds, prescription renewals, quality of care, and requests for specialist consultations. It is noted that the medical department has experienced multiple staffing changes, including the FHSD, which affected the continuity of care.

Code 49, Staff Conduct, had 127 grievances in 2008, a decrease from the 146 last year. These grievances alleged threats, verbal abuse, discriminatory remarks/treatment, retaliation, unprofessionalism and physical abuse.

Groveland Correctional Facility

There were 230 grievances filed in 2008, a decrease from the 336 last year.

Code 22, Medical, had 39 grievances in 2008, a decrease from the 69 last year. These grievances concerned medical treatment, medications, sick call, access to specialists, quality of care, and timeliness of care. No reasons for the decrease were noted.

Code 23, Housing - Internal Block Affairs, had 8 grievances in 2008, a decrease from the 29 last year. These grievances concerned housing assignments, supplies, unit procedures, temporary suspension of privileges, showers, count procedures and call outs. No reasons for the decrease were noted.

Code 30, Package Room, had 27 grievances in 2008, a decrease from the 41 last year. These grievances concerned staff adherence to Directive #4911, denied items, frozen foods, missing items, supervisory review, and disposal options. The decrease is attributed to better communications between staff and inmates regarding Package Room concerns.

Code 49, Staff Conduct, had 45 grievances in 2008, an increase from the 33 last year. These grievances alleged verbal abuse, physical assault, threats, discrimination and sexual harassment.

Lakeview Correctional Facility

There were 504 grievances filed in 2008, a decrease from the 645 last year.

Code 22, Medical, had 79 grievances in 2008, a decrease from the 118 last year. These grievances concerned requests to see specialists, delays in care, requests for specific providers, medications, medical permits and sick call requests. No reasons for the decrease were noted.

Code 44, Inmate Grievance Program, had 10 grievances in 2008, a decrease from the 30 last year. These grievances concerned the composition of the IGRC, advisors, alleged bias by the IGP Supervisor and the role of the IGRC Clerk.

Code 49, Staff Conduct, had 25 grievances in 2008, a decrease from the 37 last year. These grievances alleged verbal harassment, physical assault, threats, discrimination and sexual harassment.

Livingston Correctional Facility

There were 322 grievances filed in 2008, an increase from the 237 last year.

Code 3, Correspondence, had 21 grievances in 2008, an increase from the 4 last year. These grievances concerned disallowed materials, privileged correspondence, damaged or lost mail, and delayed distribution. No reasons for the increase were noted.

Code 16, Religion, had 14 grievances in 2008, an increase from the 4 last year. These grievances concerned Native American entitlements, change of religious designations and religious events. The increase is attributed, in part, to the revision of Directive #4202 regarding changes to religious designations while housed in SHU.

Code 22, Medical, had 42 grievances in 2008, an increase from the 25 last year. These grievances concerned access to medical care, medications, requests for outside specialist consultations, denial of sick call, delays in care, and medical permits. It is noted that a lack of physician coverage, by year end, had diminished to 15 hours of coverage by one per-diem employee. The facility administration has worked out an arrangement with Groveland Correctional Facility to assist facility medical needs until this is resolved.

Code 49, Staff Conduct, had 47 grievances in 2008, an increase from the 46 last year. These grievances alleged physical abuse, verbal abuse, threats, discrimination, and misbehavior reports.

Orleans Correctional Facility

There were 663 grievances filed in 2008, an increase from the 622 last year.

Code 22, Medical, had 87 grievances in 2008, a decrease from the 92 last year. These grievances concerned medication, quality of care, delays in care, and specialist consultations.

Code 23, Housing - Internal Block Affairs, had 29 grievances in 2008, a decrease from the 49 last year. These grievances concerned dorm and honor dorm policy and procedure, requests to be moved, requests for a single cube, and unit privileges. The decrease is attributed to the revision of Facility Housing Unit Policy and Procedures #244 and #245 which provided clarification to the population.

Code 24, Special Housing Units, had 44 grievances in 2008, an increase from the 19 last year. These grievances concerned supplies, showers, exercise, double bunking, announcing rounds, night lights and requests to be moved. No reasons for the increase were noted.

Code 30, Package Room, had 25 grievances in 2008, the same as last year. These grievances concerned disallowed items, hermetically sealed items being opened, receipts, cosmetics, and footwear.

Code 36, Inmate Accounts, had 14 grievances in 2008, an increase from the 3 last year. These grievances concerned encumbrances, processing time for incoming funds, inaccurate balance statements, back pay, and availability of funds. No reasons for the increase were noted.

Code 37, Mess Hall, had 36 grievances in 2008, an increase from the 27 last year. These grievances concerned portions, Cold Alternative Diets (CAD) meals, special diets, food substitutions, and meals for outgoing medical trips.

Code 49, Staff Conduct, had 132 grievances in 2008, a decrease from the 138 last year. These grievances alleged verbal harassment and threats, sexual harassment, discrimination, assaults, and incompetence.

Rochester Correctional Facility

There were 11 grievances filed in 2008, an increase from the 1 last year. The increase is attributed to a misunderstanding in the reporting requirements for grievances. All of the grievances filed were informally resolved within accepted time frames.

Code 29, Inmate Property, had 2 grievances in 2008, an increase from the 0 last year. These grievances concerned excess property.

Code 36, Inmate Accounts, had 2 grievances in 2008, an increase from the 0 last year. These grievances concerned cash advances for weekly expenses, and unemployed pay.

Code 45, Temporary Release, had 2 grievances in 2008, an increase from the 0 last year. These grievances concerned committee decisions.

Code 50, Miscellaneous, had 2 grievances in 2008, an increase from the 0 last year. These grievances concerned a furlough request and approval of a residence.

Wende Correctional Facility

There were 2,133 grievances filed in 2008, an increase from the 2,026 last year.

Code 6, Guidance Unit / Counseling, had 109 grievances in 2008, an increase from the 35 last year. These grievances concerned counselor rounds, denial of programs, FRP applications, guidance folders reviews, transfer requests, and access to the counselor. No reasons for the increase were noted.

Code 22, Medical, had 399 grievances in 2008, an increase from the 331 last year. These grievances concerned challenges to medical care, treatment, prescriptions, special diet requests, delays in treatment, medical permits, and specialist consultations. The increase is attributed to ADA complaints being assigned to this code instead of Code 50, which saw a decrease of 44 grievances in 2008.

Code 23, Housing - Internal Block Affairs, had 297 grievances in 2008, a decrease from the 311 last year. These grievances concerned recreation, showers, unit temperatures, doors left open, fans in the winter, meals, call outs, phone calls, and hair cuts.

Code 24, Special Housing Units, had 105 grievances in 2008, an increase from the 76 last year. These grievances concerned supplies, cleanliness, missing property, headphones, food and mail distribution practices, deprivation orders, staff rounds, and improper confinement in SHU.

Code 30, Package Room, had 50 grievances in 2008, a decrease from the 65 last year. These grievances concerned the applicability of prior CORC decisions, disallowed items, lost or damaged items, and interpretations of the revised directive by staff.

Code 49, Staff Conduct, had 325 grievances in 2008, an increase from 314 last year. These grievances alleged harassment, assault, threats, verbal abuse, discrimination, and retaliation.

Code 50, Miscellaneous, had 2 grievances in 2008, a decrease from the 46 last year. These grievances concerned requests for reasonable accommodations. The decrease is attributed to subsequent ADA complaints being coded as medical grievances, as noted above.

Wyoming Correctional Facility

There were 318 grievances filed in 2008, a decrease from the 353 last year.

Code 22, Medical, had 56 grievances in 2008, a decrease from the 74 last year. These grievances concerned requests for prompt treatment, treatment from outside specialists, medication, and medical permits.

Code 23, Housing - Internal Block Affairs, had 5 grievances in 2008, a decrease from the 15 last year. These grievances concerned supplies, showers, and cleaning procedures.

Code 37, Mess Hall, had 2 grievances in 2008, a decrease from the 15 last year. These grievances concerned portions. No reasons for the decrease were noted.

Code 49, Staff Conduct, had 81 grievances in 2008, a decrease from the 84 last year. These grievances alleged verbal harassment, verbal threats, and use of profanity.

APPENDIX

1. Inmate Grievance - A Statistical History
2. Grievances Filed By Facility By HUB
3. 2008 Year End Statistical Report - All Facilities
4. 2008 Year End Code Classification Report - All Facilities
5. Central Office Review Committee (CORC) Year End Statistics
6. Central Office Review Committee (CORC) Year End Code Classification Sheet
7. Grievances Filed By Facility, Hub, Nature And Type
8. Unusual Incidents By Type During 2008



INMATE GRIEVANCE - A STATISTICAL HISTORY

YEAR	POP/Dec.	GRIEVANCES FILED	GRIEVANCES CORC
2000	70,490	41,281	10,527
2001	69,164	45,624	11,754
2002	67,117	44,399	12,395
2003	66,056	45,266	14,432
2004	64,663	44,587	15,374
2005	63,360	45,346	15,122
2006	63,316	44,484	14,531
2007	63,507	46,529	15,506
2008	61,728	43,087	15,086

GRIEVANCE SUBMISSIONS - HUB

<u>Oneida:</u>	<u>2006</u>	<u>2007</u>	<u>2008</u>
Camp Georgetown	7	36	15
Camp Pharsalia	42	42	34
Hale Creek - ASAT	122	146	77
Marcy/Marcy ASAT	301	538	434
Mid-State	664	525	648
Mohawk	589	663	750
Oneida	444	320	187
Summit Shock	13	12	18
Total:	2,182	2,282	2,163

Watertown:

Cape Vincent	269	272	343
Gouverneur	903	719	791
Ogdensburg	102	120	134
Riverview	522	559	376
Watertown	110	113	122
Total:	1,906	1,783	1,766

Clinton:

Adirondack	54	58	63
Altona	124	142	154
Bare Hill	746	752	851
Camp Gabriels	9	18	16
Chateaugay ASAT	5	20	23
Clinton - Annex	300	380	318
Clinton - Main	1,786	1,908	2,149
Franklin	592	663	501
Lyon Mt.	48	39	25
Upstate	3,626	4,476	3,980
Total:	7,290	8,456	8,080

Sullivan:

Eastern	659	743	615
Mid-Orange	153	241	238
Otisville	297	311	278
Shawangunk	849	886	862
Sullivan	682	845	813
Ulster	61	66	46
Wallkill	436	531	245
Woodbourne	230	282	338
Total:	3,367	3,905	3,435

GRIEVANCE SUBMISSIONS - HUB

<u>Green Haven:</u>	<u>2006</u>	<u>2007</u>	<u>2008</u>
Beacon	127	50	50
Bedford Hills	436	587	696
Downstate	89	65	57
Downstate Recep.	494	343	459
Fishkill	1,371	1,617	1,747
Green Haven	3,135	2,825	2,344
Taconic	74	96	84
Total:	5,726	5,583	5,437

Great Meadow:

Coxsackie	1,090	1,306	820
Greene	194	168	207
Great Meadow	2,136	2,632	2,743
Hudson	30	21	26
Mt. McGregor/Min.	2	4	1
Mt. McGregor/Med.	87	93	133
Moriah Shock	0	0	0
Washington	138	159	179
Total:	3,677	4,383	4,109

Wende:

Albion	384	269	218
Attica	1,460	1,590	1,685
Buffalo	3	3	1
Collins	891	1,037	775
Gowanda	505	384	436
Groveland	282	336	230
Lakeview	650	645	504
Lakeview Shock	0	0	0
Livingston	242	237	322
Orleans	535	622	663
Rochester	0	1	11
Wende	1,817	2,026	2,133
Wyoming	421	353	318
Total:	7,190	7,503	7,296

GRIEVANCE SUBMISSIONS - HUB

<u>Elmira:</u>	<u>2006</u>	<u>2007</u>	<u>2008</u>
Auburn	2,732	2,439	1,979
Butler ASAT	62	104	54
Butler/Minimum	44	47	38
Cayuga	445	238	323
Elmira	2,189	1,842	1,528
Five Points	2,371	2,245	1,860
Monterey Shock	0	0	0
Southport	3,515	3,497	2,923
Willard	15	13	0
Total:	11,373	10,425	8,705
<u>New York City:</u>			
Arthur Kill	394	373	370
Bayview	66	61	101
Edgecombe	0	0	0
Fulton	1	1	12
Lincoln	0	0	3
Queensboro	16	49	48
Sing Sing	996	1,725	1,562
Total:	1,473	2,209	2,096
Total Filed State Wide:	44,184	46,529	43,087

INMATE GRIEVANCE PROGRAM
2008 ALL REGIONS

	Current Month	YTD
1 Pending at Committee Level (On hand beginning of month)	933	XXXXXX
2 Pending Superintendent's action (On hand beginning of month)	587	XXXXXX
3 Grievances submitted during current month	0	43087
4 Total: lines 1+2+3	1520	XXXXXX
5 Withdrawn	10	793
6 Informally Resolved	92	4965
7 Not Heard by Committee Passed thru to Supt. (Harassment, emergencies, unlawful, untimely)	19	7471
8 Heard by IGRC, closed favorable (No Appeal)	144	4564
9 Heard by IGRC, closed unfavorable (No Appeal)	188	5824
10 Heard by IGRC, Dismissed	35	1860
11 Heard by IGRC, Appealed to Supt.	297	11009
12 Heard by IGRC, Referred to Supt.	106	3804
13 Heard by IGRC, Passed through to Supt. (Committee deadlocked)	52	2797
14 End of report, pending IGRC (report next month line 1)	0	XXXXXX
15 Total: lines 5 thru 14 (must equal total of lines 1 & 3)	987	XXXXXX
16 Answered by Supt, favorable (from lines 2,7,11 & 13)	39	2642
17 Answered by Supt, unfavorable (from lines 2,7,11 & 13)	973	18635
18 Referrals answered by Supt, favorable (from lines 2 & 12)	88	1590
19 Referrals answered by Supt, unfavorable (from lines 2 & 12)	99	2214
20 End of report, pending Supt. (report next month line 2)	0	XXXXXX
21 Appeal to CORC, institutional	552	12963
22 Passed thru to CORC, departmental	0	56
23 Non-Calendarated contacts	0	26915
24 Grievances from SHU	0	11197

All Regions - YEAR END 2008
PROGRAM SERVICES

	CM	YTD	Percent
1) Program Committee	0	970	2.3%
2) Incentive Wage Allowance	0	520	1.2%
3) Correspondence	0	1632	3.8%
4) Phone Home Program	0	107	0.2%
5) Visiting	0	405	0.9%
6) Guidance Unit/Counseling	0	1113	2.6%
7) Recreation (TV, Yard, Movies, Radio, etc.)	0	341	0.8%
8) Adult Basic Education	0	66	0.2%
9) GED	0	78	0.2%
10) College Programs	0	10	0.0%
11) Vocational Programs	0	89	0.2%
12) Work Assignments	0	203	0.5%
13) Hobby Shop/Arts & Crafts	0	23	0.1%
14) Volunteer Services	0	3	0.0%
15) Special Events/Inmate Organizations	0	151	0.4%
16) Religion	0	742	1.7%
17) Family Reunion Program	0	87	0.2%
18) Media Review	0	164	0.4%
19) General Library	0	162	0.4%
20) ASAT	0	474	1.1%
HEALTH SERVICES			
21) Dental	0	994	2.3%
22) Medical	0	8089	18.8%
22.1) HIPAA (Medical Records, Disclosure, etc.)	0	138	0.3%
FACILITY OPERATIONS			
23) Housing - Internal Block Affairs	0	2723	6.3%
23.1) Smoke Free Policy	0	51	0.1%
24) Special Housing Units	0	1810	4.2%
25) Search & Seizure/Frisks/Contraband	0	475	1.1%
25.1) Strip Search	0	7	0.0%
25.2) Strip Frisk	0	24	0.1%
25.3) Pat Frisk (Female Inmate)	0	6	0.0%
26) Keeplock Policy & Procedure	0	85	0.2%
27) Tier I and II Policy & Procedure	0	344	0.8%
28) Tier III Policy & Procedure	0	569	1.3%
29) Inmate Property	0	1406	3.3%
30) Package Room - #4911	0	2052	4.8%
31) Rules & Regulations	0	740	1.7%
ADMINISTRATIVE SERVICES			
32) Industry	0	68	0.2%
33) Personal Property Claims - #2733	0	457	1.1%
34) State Issue - #3081 Clothing, #4009 Hygiene items.	0	545	1.3%
35) Commissary	0	629	1.5%
36) Inmate Accounts	0	954	2.2%
37) Mess Hall	0	1293	3.0%
38) Laundry	0	142	0.3%
39) Facility Maintenance	0	529	1.2%
COUNSEL			
40) Law Library	0	914	2.1%
41) Legal Mail	0	307	0.7%
42) Inmate Rights - Access/Courts/Counsel/Notary/etc.	0	866	2.0%
43) Mandatory Court Surcharge	0	82	0.2%
EXECUTIVE DIRECTION			
44) Inmate Grievance Program	0	761	1.8%
45) Temporary Release Committee	0	43	0.1%
46) Inter-Facility Transfers	0	226	0.5%
47) Grooming Standards	0	107	0.2%
48) Inmate Liaison Committee	0	50	0.1%
49) Staff Conduct	0	7268	16.9%
50) Miscellaneous	0	993	2.3%
Total	0	43087	100.0%



STATE OF NEW YORK
 DEPARTMENT OF CORRECTIONAL SERVICES
 THE HARRIMAN STATE CAMPUS - BUILDING 2
 1220 WASHINGTON AVENUE
 ALBANY, N.Y. 12226-2050

BRIAN FISCHER
 COMMISSIONER

MEMORANDUM

TO: Karen Bellamy, Director

FROM: Christopher Lindquist, Assistant Director *CL*

RE: CORC Statistical Report for Year End, 2008

DATE: February 12, 2009

- | | | |
|------|---|------------------|
| I. | A. Number of cases received in mail on appeal to CORC: | 0 |
| | B. Number of cases pending transmittal from previous period: | 0 |
| | C. Number of cases calendared but received prior month | 0 |
| | D. Number of cases pending from previous period | <u>246</u> |
| | E. Total active during period: | 246 |
| II. | A. Number of cases transmitted during the period: | 14,840 |
| | B. Cases pending hearing: | |
| | Recal CORC : 0 | |
| | Calendar : N/A | |
| | To be Calendared : 0 | |
| | C. Total pending Hearing: | 0 |
| | D. Dispositions pending transmittal: | <u>246</u> |
| | E. Total active during period (II. E. Must equal I.E.): | 15,086 |
| III. | Number of cases disposed during period: | |
| | Month | YTD: |
| | Prescreen: 1,377 | 15,086 |
| | CORC <u>0</u> | <u>0</u> |
| | 1,377 | 15,086 |
| IV. | Meritorious disposals: Month: 530 or 38.5% of total disposed | |
| | YTD: 5,354 or 35.5% of total disposed | |
| V. | Average Days date filed to date received CORC: Month: 41.7 | YTD: 39.5 |
| | Average Days at CORC: Month: 26.0 | YTD: 26.2 |
| | Average Days date filed to date distributed: Month: 66.7 | YTD: 65.7 |

CL/

	CORC HEARINGS - PROGRAM SERVICES	YEAREND 2008	Current Month	YTD
1) Program Committee			6	258
2) Incentive Wage Allowance			1	95
3) Correspondence			15	546
4) Phone Home Program			0	31
5) Visiting			3	131
6) Guidance Unit/Counseling			16	414
7) Recreation (TV, Yard, Movies, Radio, etc.)			0	106
8) Adult Basic Education			1	11
9) GED			1	21
10) College Programs			0	5
11) Vocational Programs			0	31
12) Work Assignments			2	54
13) Hobby Shop/Arts & Crafts			0	7
14) Volunteer Services			0	1
15) Special Events/Inmate Organizations			2	34
16) Religion			3	278
17) Family Reunion Program			0	24
18) Media Review			1	45
19) General Library			1	49
20) ASAT			1	155
HEALTH SERVICES				
21) Dental			4	299
22) Medical			40	3193
22.1) HIPAA (Medical Records, Disclosure, etc.)			1	88
FACILITY OPERATIONS				
23) Housing - Internal Block Affairs			6	639
23.1) Smoke-Free Policy			1	17
24) Special Housing Units			9	557
25) Search & Seizure/Frisks/Contraband			0	149
25.1) Strip Search			0	3
25.2) Strip Frisk			0	17
25.3) Pat Frisk (Female Inmates)			0	2
26) Keyplock Policy & Procedure			1	20
27) Tier I and II Policy & Procedure			1	76
28) Tier III Policy & Procedure			1	164
29) Inmate Property			4	301
30) Package Room - #4911			9	449
31) Rules & Regulations			6	222
ADMINISTRATIVE SERVICES				
32) Industry			0	17
33) Personal Property Claims - #2733			0	83
34) State Issue - #3081 Clothing, #4009 Hygiene items.			3	105
35) Commissary			2	138
36) Inmate Accounts			0	183
37) Mess Hall			12	465
38) Laundry			0	22
39) Facility Maintenance			4	157
COUNSEL				
40) Law Library			8	364
41) Legal Mail			3	157
42) Inmate Rights - Access/Courts/Counsel/Notary/etc.			12	387
43) Mandatory Court Surcharge			0	8
EXECUTIVE DIRECTION				
44) Inmate Grievance Program			9	446
45) Temporary Release Committee			1	15
46) Inter-Facility Transfers			0	84
47) Grooming Standards			0	40
48) Inmate Liaison Committee			0	32
49) Staff Conduct			51	3587
50) Miscellaneous			5	304
	Total		246	15086

NYS DEPARTMENT OF CORRECTIONAL SERVICES

INMATE GRIEVANCE PROGRAM

A Compilation of Grievances Filed by Facility, HUB, Nature and Type
January 2008 - December 2008

ONEIDA HUB

	Georgetown	Hale Creek	Marcy	Midstate	Mohawk	Oneida	Pharsalia	Summit
PROGRAM SERVICES								
1 Program Committee	1	1	10	5	13	1	1	0
2 Incentive Wage Allowance	0	0	8	2	8	3	0	0
3 Correspondence	0	0	3	15	17	4	2	0
4 Phone Home Program	1	0	1	0	1	0	0	0
5 Visiting	0	0	3	5	11	1	0	1
6 Guidance Unit/Counseling	0	0	18	41	53	9	0	0
7 Recreation (Yard, Radio, etc.)	1	0	10	3	16	2	0	0
8 Adult Basic Education	0	0	4	0	5	1	0	0
9 GED	0	0	1	3	6	1	0	0
10 College Programs	0	0	0	0	0	0	0	0
11 Vocational Programs	0	0	4	2	12	2	0	0
12 Work Assignments	0	0	2	1	16	3	1	0
13 Hobby Shop/Arts & Crafts	0	0	0	0	0	0	0	0
14 Volunteer Services	0	0	0	0	0	0	0	0
15 Special Events/Inmate Org.	0	0	2	2	0	0	0	0
16 Religion	0	0	7	7	12	7	2	0
17 Family Reunion Program	0	0	0	0	0	0	0	0
18 Media Review	0	0	0	0	3	1	0	0
19 General Library	0	0	1	2	3	1	0	0
20 ASAT	0	2	32	36	29	7	2	0
HEALTH SERVICES								
21 Dental	0	1	3	11	0	21	0	0
22 Medical	2	24	128	154	141	18	5	0
22.1 HIPAA	0	0	1	0	0	0	0	0
FACILITY OPERATIONS								
23 Housing/Internal Block	0	1	15	70	44	8	2	0
23.1 Smoking Policy	0	0	0	0	0	1	0	0
24 Special Housing Units	0	0	3	18	14	2	0	0
25 Search & Seizure/Contraband	0	0	3	3	7	2	0	0
25.1 Strip Search	0	0	0	0	0	0	0	0
25.2 Strip Frisk	0	0	0	0	0	0	0	0
25.3 Strip Frisk (Female Inmate)	0	0	0	0	0	0	0	0
26 Keeplock Policy & Procedure	0	0	0	0	0	0	0	0
27 Tier I and II P & P	0	0	2	10	12	5	0	0
28 Tier III Policy & Procedure	0	0	1	21	3	3	0	0
29 Inmate Property	0	0	0	11	3	6	0	0
30 Package Room - #4911	0	0	16	8	53	4	1	0
31 Rules & Regulations	2	1	4	0	26	0	1	7
ADMINISTRATIVE SERVICES								
32 Industry	0	0	0	0	0	0	0	0
33 Property Claims - #2733	0	0	1	3	11	2	0	0
34 State Issue - Dir. #3081, #4009.	0	1	6	1	3	3	2	0
35 Commissary	0	0	4	5	8	2	1	0
36 Inmate Accounts	0	0	5	6	7	2	0	0
37 Mess Hall	0	5	12	6	17	0	0	0
38 Laundry	0	0	0	1	0	0	1	0
39 Facility Maintenance	1	0	4	2	5	2	0	0
COUNSEL								
40 Law Library	0	0	4	4	4	2	1	1
41 Legal Mail	0	0	7	1	7	4	0	0
42 Inmate Rights - Courts/Notary/etc.	0	0	11	14	22	10	2	0
43 Mandatory Court Surcharge	0	0	0	0	4	0	0	0
EXECUTIVE DIRECTION								
44 Inmate Grievance Program	0	0	0	12	5	1	0	0
45 Temporary Release Committee	0	0	0	1	6	0	0	0
46 Inter-Facility Transfers	0	0	2	4	0	4	0	0
47 Grooming Standards	0	0	0	1	1	2	0	0
48 Inmate Liaison Committee	0	0	0	1	1	0	0	0
49 Staff Conduct	7	41	88	129	141	37	10	9
50 Miscellaneous	0	0	8	27	0	3	0	0
TOTALS	15	77	434	648	750	187	34	18

WATERTOWN HUB

	Cape Vincent	Gouverneur	Ogdensburg	Riverview	Watertown
PROGRAM SERVICES					
1 Program Committee	8	3	13	10	2
2 Incentive Wage Allowance	3	5	5	17	0
3 Correspondence	29	22	2	17	2
4 Phone Home Program	0	1	0	1	0
5 Visiting	1	3	1	4	0
6 Guidance Unit/Counseling	10	11	3	18	1
7 Recreation (Yard, Radio, etc.)	5	4	2	2	1
8 Adult Basic Education	2	1	1	0	0
9 GED	1	1	0	4	0
10 College Programs	0	0	0	0	0
11 Vocational Programs	1	1	2	2	5
12 Work Assignments	0	3	1	0	0
13 Hobby Shop/Arts & Crafts	0	0	0	0	0
14 Volunteer Services	0	0	0	0	0
15 Special Events/Inmate Org.	0	9	0	0	0
16 Religion	1	19	1	3	0
17 Family Reunion Program	2	0	0	0	0
18 Media Review	3	0	0	2	1
19 General Library	2	0	0	4	0
20 ASAT	11	7	8	26	1
HEALTH SERVICES					
21 Dental	3	33	7	20	5
22 Medical	43	131	28	47	27
22.1 HIPAA	0	0	0	0	0
FACILITY OPERATIONS					
23 Housing/Internal Block	15	11	11	4	3
23.1 Smoking Policy	1	2	0	0	0
24 Special Housing Units	5	90	0	6	1
25 Search & Seizure/Contraband	0	13	4	4	0
25.1 Strip Search	0	0	0	1	1
25.2 Strip Frisk	1	2	0	0	0
25.3 Strip Frisk (Female Inmate)	0	0	0	0	0
26 Keyplock Policy & Procedure	0	2	1	0	0
27 Tier I and II P & P	2	6	0	4	0
28 Tier III Policy & Procedure	3	24	0	3	0
29 Inmate Property	9	48	0	6	0
30 Package Room - #4911	18	33	3	31	18
31 Rules & Regulations	3	12	3	3	1
ADMINISTRATIVE SERVICES					
32 Industry	0	0	0	0	0
33 Property Claims - #2733	0	6	0	2	0
34 State Issue - Dir. #3081, #4009	2	6	1	7	0
35 Commissary	3	8	2	2	0
36 Inmate Accounts	9	10	3	5	0
37 Mess Hall	13	16	2	12	1
38 Laundry	0	1	0	0	0
39 Facility Maintenance	1	4	1	2	0
COUNSEL					
40 Law Library	6	6	0	1	0
41 Legal Mail	3	11	1	1	0
42 Inmate Rights - Courts/Notary/etc.	16	23	3	1	30
43 Mandatory Court Surcharge	1	1	0	3	0
EXECUTIVE DIRECTION					
44 Inmate Grievance Program	0	12	0	0	1
45 Temporary Release Committee	0	0	1	1	2
46 Inter-Facility Transfers	4	5	1	10	1
47 Grooming Standards	2	7	0	2	1
48 Inmate Liaison Committee	0	0	0	1	0
49 Staff Conduct	94	168	16	65	19
50 Miscellaneous	7	20	7	24	0
TOTALS	343	791	134	376	122

CLINTON HUB

	Adirondack	Altona	Bare Hill	Chateaugay	Clinton	Clinton Annex	Franklin	Gabriels	Lyon Mountain	Upstate
PROGRAM SERVICES										
1 Program Committee	1	6	21	1	43	4	4	0	1	4
2 Incentive Wage Allowance	4	4	8	0	85	8	2	1	0	5
3 Correspondence	0	4	24	0	122	5	10	0	0	230
4 Phone Home Program	0	0	0	0	4	4	1	0	0	0
5 Visiting	0	0	9	0	11	2	2	2	0	20
6 Guidance Unit/Counseling	0	4	32	0	41	3	18	0	0	16
7 Recreation (Yard, Radio, etc.)	0	2	7	0	23	2	2	0	1	19
8 Adult Basic Education	0	0	1	0	3	0	0	0	0	3
9 GED	0	1	3	0	3	2	0	0	0	1
10 College Programs	0	0	0	0	0	0	0	0	0	0
11 Vocational Programs	0	1	5	0	0	2	0	0	1	0
12 Work Assignments	0	2	1	0	28	3	7	0	2	0
13 Hobby Shop/Arts & Crafts	0	0	0	0	0	0	2	0	0	0
14 Volunteer Services	0	0	0	0	0	0	0	0	0	0
15 Special Events/Inmate Org.	1	0	3	0	10	0	1	0	0	0
16 Religion	0	3	16	0	25	13	16	0	0	55
17 Family Reunion Program	0	0	0	0	2	0	0	0	0	0
18 Media Review	1	0	2	0	9	2	1	0	0	18
19 General Library	0	1	0	0	8	0	1	0	0	21
20 ASAT	1	2	16	0	12	1	14	0	0	5
HEALTH SERVICES										
21 Dental	1	10	56	1	77	8	42	1	0	105
22 Medical	6	21	190	3	401	48	112	1	0	999
22.1 HIPAA	0	0	0	0	10	0	0	0	0	29
FACILITY OPERATIONS										
23 Housing/Internal Block	1	16	34	1	72	19	11	0	0	4
23.1 Smoking Policy	0	0	1	0	1	0	3	0	0	0
24 Special Housing Units	0	0	9	0	77	0	5	0	0	327
25 Search & Seizure/Contraband	0	2	1	3	21	4	0	1	0	13
25.1 Strip Search	0	0	0	0	0	0	0	0	0	0
25.2 Strip Frisk	0	0	0	0	0	0	2	0	0	2
25.3 Pat Frisk (Female Inmate)	0	0	0	0	0	0	0	0	0	0
26 Keeplock Policy & Procedure	0	0	0	0	3	1	0	0	0	1
27 Tier I and II P & P	0	2	2	0	33	4	5	0	0	13
28 Tier III Policy & Procedure	0	0	1	0	48	6	1	0	0	62
29 Inmate Property	1	3	3	0	145	10	3	0	0	116
30 Package Room - #4911	1	6	35	0	121	16	8	0	3	47
31 Rules & Regulations	0	1	4	0	37	7	5	0	0	1
ADMINISTRATIVE SERVICES										
32 Industry	0	0	0	0	23	0	2	0	0	0
33 Property Claims - #2733	1	1	3	0	19	0	0	0	1	23
34 State Issue - Dir. #3081, #4009.	3	1	12	0	16	2	5	0	1	41
35 Commissary	2	3	9	0	52	1	6	1	1	14
36 Inmate Accounts	1	2	24	0	77	4	1	0	1	71
37 Mess Hall	2	2	19	0	44	9	4	1	0	120
38 Laundry	0	1	1	0	5	1	0	0	0	11
39 Facility Maintenance	2	1	1	0	1	0	1	0	0	9
COUNSEL										
40 Law Library	0	1	9	0	35	5	3	0	2	154
41 Legal Mail	0	5	8	0	15	2	1	0	0	24
42 Inmate Rights - Courts/Notary/etc.	7	3	4	0	57	2	2	1	2	83
43 Mandatory Court Surcharge	0	1	1	0	8	0	1	0	0	0
EXECUTIVE DIRECTION										
44 Inmate Grievance Program	1	2	4	0	53	0	9	0	0	105
45 Temporary Release Committee	0	1	0	0	0	0	1	0	0	0
46 Inter-Facility Transfers	0	2	4	0	6	3	8	0	0	17
47 Grooming Standards	0	0	12	0	16	4	3	0	0	2
48 Inmate Liaison Committee	0	0	7	0	10	0	2	0	0	0
49 Staff Conduct	23	31	218	14	200	101	169	6	9	1110
50 Miscellaneous	3	6	33	0	61	10	7	1	0	80
TOTALS	63	154	851	23	2149	318	501	16	25	3980

SULLIVAN HUB

	Eastern	Mid-Orange	Otisville	Shawangunk	Sullivan	Ulster	Walkkill	Woodbourne
PROGRAM SERVICES								
1 Program Committee	28	7	7	24	38	0	12	9
2 Incentive Wage Allowance	19	10	1	7	8	0	4	14
3 Correspondence	7	7	10	14	26	0	10	20
4 Phone Home Program	1	0	1	0	0	0	1	4
5 Visiting	6	7	14	9	14	1	3	4
6 Guidance Unl/Counseling	15	3	8	88	26	0	11	6
7 Recreation (Yard, Radio, etc.)	14	3	0	10	10	0	2	1
8 Adult Basic Education	0	0	0	1	1	0	0	0
9 GED	1	4	3	0	4	0	5	0
10 College Programs	0	0	0	1	2	0	0	0
11 Vocational Programs	3	2	0	0	0	0	0	5
12 Work Assignments	10	5	2	8	2	1	6	1
13 Hobby Shop/Arts & Crafts	0	0	1	3	1	1	0	0
14 Volunteer Services	1	0	0	0	0	0	0	0
15 Special Events/Inmate Org.	3	4	4	4	5	0	4	2
16 Religion	11	4	1	12	13	0	1	8
17 Family Reunion Program	5	0	0	5	5	0	2	12
18 Media Review	1	4	0	5	4	0	0	2
19 General Library	2	3	2	3	2	0	0	0
20 ASAT	12	8	0	10	1	0	3	4
HEALTH SERVICES								
21 Dental	11	3	3	5	24	1	0	1
22 Medical	103	67	44	131	159	3	39	71
22.1 HIPAA	5	0	0	8	1	1	1	1
FACILITY OPERATIONS								
23 Housing/Internal Block	36	9	16	85	50	0	17	27
23.1 Smoking Policy	1	1	0	0	1	1	0	3
24 Special Housing Units	25	1	2	16	26	1	0	2
25 Search & Seizure/Contraband	27	3	15	28	13	0	0	2
25.1 Strip Search	0	0	0	0	0	0	0	0
25.2 Strip Frisk	0	0	0	1	0	0	0	0
25.3 Strip Frisk (Female Inmate)	0	0	0	0	0	0	0	0
26 Keyplock Policy & Procedure	2	0	0	0	0	0	0	0
27 Tier I and II P & P	7	1	4	9	3	0	1	0
28 Tier III Policy & Procedure	9	2	0	7	7	0	3	2
29 Inmate Property	2	3	9	11	6	2	2	0
30 Package Room - #4911	41	11	53	83	34	0	13	25
31 Rules & Regulations	14	11	16	51	41	2	10	4
ADMINISTRATIVE SERVICES								
32 Industry	17	0	0	0	0	0	0	0
33 Property Claims - #2733	2	1	3	8	7	0	3	8
34 State Issue - Dir. #3081, #4009.	2	1	1	1	8	0	0	2
35 Commissary	7	2	3	10	5	0	7	2
36 Inmate Accounts	12	10	1	15	12	1	2	2
37 Mess Hall	8	8	6	28	19	0	6	7
38 Laundry	0	0	0	0	1	0	3	0
39 Facility Maintenance	2	3	3	16	32	0	11	1
COUNSEL								
40 Law Library	6	0	2	13	12	1	0	5
41 Legal Mail	3	1	3	1	9	0	1	0
42 Inmate Rights - Courts/Notary/etc.	3	2	6	5	3	0	20	9
43 Mandatory Court Surcharge	0	0	0	1	0	1	0	0
EXECUTIVE DIRECTION								
44 Inmate Grievance Program	12	3	2	20	15	0	4	2
45 Temporary Release Committee	0	3	0	0	2	0	0	2
46 Inter-Facility Transfers	4	0	3	3	1	0	0	0
47 Grooming Standards	1	0	1	1	1	0	1	0
48 Inmate Liaison Committee	0	0	0	0	1	0	0	0
49 Staff Conduct	88	14	23	103	130	25	36	35
50 Miscellaneous	16	7	5	38	30	4	1	33
TOTALS	615	238	278	882	813	46	245	338

GREEN HAVEN HUB

	Beacon	Bedford Hills	Downstate	Downst Rec	Fishkill	Green Haven	Taconic
PROGRAM SERVICES							
1 Program Committee	4	17	0	0	20	100	0
2 Incentive Wage Allowance	1	2	2	1	10	14	0
3 Correspondence	0	5	5	9	30	71	3
4 Phone Home Program	0	2	2	4	5	30	0
5 Visiting	0	10	1	2	19	32	4
6 Guidance Unit/Counseling	0	5	1	20	28	145	0
7 Recreation (Yard, Radio, etc.)	0	7	0	7	8	5	0
8 Adult Basic Education	0	0	0	0	2	5	0
9 GED	0	0	0	0	2	5	0
10 College Programs	0	0	0	0	0	1	0
11 Vocational Programs	0	6	0	0	0	5	0
12 Work Assignments	1	7	1	0	16	1	1
13 Hobby Shop/Arts & Crafts	0	0	0	0	0	5	0
14 Volunteer Services	0	0	0	0	0	0	0
15 Special Events/Inmate Org.	0	2	0	0	4	18	0
16 Religion	1	14	1	6	21	30	1
17 Family Reunion Program	0	3	0	1	2	13	1
18 Media Review	0	0	0	0	5	15	0
19 General Library	0	1	0	0	2	8	1
20 ASAT	0	2	0	0	17	10	2
HEALTH SERVICES							
21 Dental	0	0	0	8	45	17	0
22 Medical	11	109	6	48	338	332	11
22.1 HIPAA	0	0	0	0	5	6	1
FACILITY OPERATIONS							
23 Housing/Internal Block	18	74	1	21	37	321	2
23.1 Smoking Policy	0	1	0	0	3	0	0
24 Special Housing Units	0	5	0	5	226	93	0
25 Search & Seizure/Contraband	0	10	0	4	36	37	0
25.1 Strip Search	0	1	0	0	0	0	0
25.2 Strip Frisk	0	1	0	0	2	0	0
25.3 Strip Frisk (Female Inmate)	0	5	0	0	0	0	0
26 Keeplock Policy & Procedure	0	12	0	3	14	1	0
27 Tier I and II P & P	0	7	1	1	23	10	0
28 Tier III Policy & Procedure	0	5	1	6	11	13	0
29 Inmate Property	0	14	2	53	76	22	0
30 Package Room - #4911	3	51	15	12	88	245	0
31 Rules & Regulations	0	78	1	6	18	18	13
ADMINISTRATIVE SERVICES							
32 Industry	0	0	0	0	0	5	0
33 Property Claims - #2733	0	5	0	0	6	7	1
34 State Issue - Dir. #3081, #4009	2	1	0	4	15	25	2
35 Commissary	0	12	2	7	7	98	1
36 Inmate Accounts	0	4	0	9	25	84	6
37 Mess Hall	0	10	0	24	66	60	0
38 Laundry	0	1	1	0	11	1	1
39 Facility Maintenance	0	13	0	7	19	69	1
COUNSEL							
40 Law Library	0	14	0	13	29	40	0
41 Legal Mail	0	1	0	0	7	8	8
42 Inmate Rights - Courts/Notary/etc.	2	11	4	11	53	78	2
43 Mandatory Court Surcharge	0	0	1	25	1	1	0
EXECUTIVE DIRECTION							
44 Inmate Grievance Program	0	4	0	2	22	54	0
45 Temporary Release Committee	0	0	0	0	1	1	4
46 Inter-Facility Transfers	0	0	1	11	4	4	0
47 Grooming Standards	0	8	1	6	4	0	0
48 Inmate Liaison Committee	0	0	0	0	0	0	1
49 Staff Conduct	6	155	5	100	341	181	19
50 Miscellaneous	1	1	2	23	21	0	0
TOTALS	50	896	57	459	1747	2344	84

GREAT MEADOW HUB

	Coxsackie	Great Meadow	Greene	Hudson	Moriah	McGregor Med	McGregor Min	Washington
PROGRAM SERVICES								
1 Program Committee	10	140	0	0	0	2	0	3
2 Incentive Wage Allowance	1	144	0	0	0	2	0	2
3 Correspondence	15	82	9	0	0	6	0	4
4 Phone Home Program	0	3	1	0	0	0	0	0
5 Visiting	7	29	2	0	0	1	0	0
6 Guidance Unit/Counseling	25	54	6	0	0	5	0	3
7 Recreation (Yard, Radio, etc.)	13	29	3	0	0	0	0	4
8 Adult Basic Education	1	3	0	0	0	1	0	0
9 GED	1	2	0	0	0	0	0	0
10 College Programs	0	0	0	0	0	0	0	1
11 Vocational Programs	2	1	0	0	0	0	0	0
12 Work Assignments	1	0	2	0	0	1	0	1
13 Hobby Shop/Arts & Crafts	0	0	0	0	0	0	0	2
14 Volunteer Services	0	1	0	0	0	0	0	1
15 Special Events/Inmate Org.	3	11	0	0	0	0	0	0
16 Religion	26	53	5	0	0	0	0	0
17 Family Reunion Program	0	6	0	0	0	0	0	4
18 Media Review	14	4	0	0	0	0	0	0
19 General Library	7	17	1	0	0	0	0	0
20 ASAT	6	24	2	0	0	3	0	9
HEALTH SERVICES								
21 Dental	7	104	1	0	0	4	0	5
22 Medical	136	593	40	1	0	16	0	37
22.1 HIPAA	2	7	0	0	0	0	0	0
FACILITY OPERATIONS								
23 Housing/Internal Block	47	220	1	0	0	3	0	8
23.1 Smoking Policy	1	0	0	0	0	0	0	0
24 Special Housing Units	17	104	20	0	0	0	0	0
25 Search & Seizure/Contraband	7	5	0	0	0	6	0	2
25.1 Strip Search	0	0	0	0	0	0	0	0
25.2 Strip Frisk	0	0	0	0	0	0	0	0
25.3 Strip Frisk (Female Inmate)	0	0	0	0	0	0	0	0
26 Keeplock Policy & Procedure	5	3	1	0	0	0	0	1
27 Tier I and II P & P	7	10	0	0	0	2	0	0
28 Tier III Policy & Procedure	9	14	0	0	0	0	0	0
29 Inmate Property	13	18	4	0	0	2	0	2
30 Package Room - #4911	23	123	0	0	0	8	0	3
31 Rules & Regulations	36	6	1	0	0	2	0	4
ADMINISTRATIVE SERVICES								
32 Industry	2	2	0	0	0	0	0	1
33 Property Claims - #2733	6	75	1	0	0	0	0	0
34 State Issue - Dir. #3081, #4009	3	26	4	0	0	1	0	0
35 Commissary	14	85	5	0	0	0	0	0
36 Inmate Accounts	20	41	3	0	0	0	0	1
37 Mess Hall	47	97	16	0	0	1	0	4
38 Laundry	4	29	1	0	0	0	0	0
39 Facility Maintenance	9	72	1	0	0	0	0	1
COUNSEL								
40 Law Library	16	30	7	0	0	1	0	1
41 Legal Mail	8	2	5	0	0	1	0	1
42 Inmate Rights - Courts/Notary/etc.	7	49	4	1	0	9	0	3
43 Mandatory Court Surcharge	1	0	0	0	0	0	0	1
EXECUTIVE DIRECTION								
44 Inmate Grievance Program	4	61	3	0	0	3	0	0
45 Temporary Release Committee	0	0	1	0	0	0	0	0
46 Inter-Facility Transfers	6	13	0	0	0	2	0	4
47 Grooming Standards	2	3	0	0	0	1	0	0
48 Inmate Liaison Committee	0	5	0	0	0	0	0	0
49 Staff Conduct	225	283	52	24	0	44	0	63
50 Miscellaneous	4	60	5	0	0	8	1	3
TOTALS	820	2743	207	26	0	133	1	179

WENDE HUB

	Albion	Attica	Buffalo	Collins	Gowanda	Groveland	Lakeview	Lvw ASACTC	Livingston	Orleans	Rochester	Wende	Wyoming
PROGRAM SERVICES													
1 Program Committee	2	52	0	5	8	10	0	0	19	12	0	41	14
2 Incentive Wage Allowance	1	14	0	2	3	1	0	0	1	6	0	33	9
3 Correspondence	5	60	0	28	21	11	22	0	21	28	0	69	11
4 Phone Home Program	3	10	0	2	1	0	0	0	2	3	0	0	0
5 Visiting	4	10	0	6	3	1	10	0	3	7	0	23	3
6 Guidance Unit/Counseling	1	24	0	31	37	9	4	0	11	18	1	104	10
7 Recreation (Yard, Radio, etc.)	0	16	0	4	6	1	1	0	2	7	0	19	3
8 Adult Basic Education	0	1	0	2	0	1	0	0	0	0	0	1	8
9 GED	0	3	0	2	0	1	0	0	0	6	0	2	1
10 College Programs	1	0	0	0	0	0	0	0	0	0	0	0	1
11 Vocational Programs	0	1	0	0	0	2	0	0	0	3	0	0	0
12 Work Assignments	0	1	0	2	4	5	0	0	5	6	0	2	1
13 Hobby Shop/Arts & Crafts	0	8	0	1	0	0	0	0	0	0	0	0	0
14 Volunteer Services	0	0	0	0	0	0	0	0	0	0	0	0	0
15 Special Events/Inmate Org.	0	6	0	0	3	1	0	0	1	3	0	2	0
16 Religion	1	27	0	39	2	1	14	0	14	8	0	58	1
17 Family Reunion Program	0	2	0	2	0	0	0	0	0	0	0	5	0
18 Media Review	0	1	0	1	1	1	0	0	0	5	0	1	0
19 General Library	2	5	0	6	2	0	0	0	1	5	0	9	2
20 ASAT	8	2	0	2	4	6	0	0	15	9	0	11	12
HEALTH SERVICES													
21 Dental	1	53	0	12	6	0	18	0	2	5	0	24	7
22 Medical	21	343	0	180	55	39	79	0	42	87	0	399	56
22.1 HIPAA	0	17	0	3	0	1	0	0	0	1	0	0	2
FACILITY OPERATIONS													
23 Housing/Internal Block	9	105	0	4	26	8	98	0	25	29	0	297	5
23.1 Smoking Policy	0	0	0	0	0	0	0	0	0	1	0	10	0
24 Special Housing Units	3	109	0	94	2	0	0	0	6	44	0	105	3
25 Search & Seizure/Contraband	1	15	0	4	8	1	7	0	7	8	0	15	0
25.1 Strip Search	0	0	0	0	0	0	0	0	0	0	0	0	0
25.2 Strip Frisk	2	0	0	0	0	1	0	0	1	1	0	0	0
25.3 Strip Frisk (Female Inmate)	0	0	0	0	0	0	0	0	0	0	0	0	0
26 Keeplock Policy & Procedure	1	3	0	0	0	1	0	0	0	0	0	0	0
27 Tier I and II P & P	0	9	0	10	9	5	5	0	12	6	0	14	0
28 Tier III Policy & Procedure	1	30	0	46	1	2	20	0	5	13	0	25	4
29 Inmate Property	0	82	0	39	4	4	37	0	8	5	2	57	8
30 Package Room - #4911	47	67	0	22	36	27	0	0	7	25	0	77	19
31 Rules & Regulations	1	32	0	3	10	8	0	0	3	12	1	3	11
ADMINISTRATIVE SERVICES													
32 Industry	0	0	0	0	0	0	0	0	0	0	0	0	0
33 Property Claims - #2733	5	30	0	8	2	1	28	0	0	13	0	28	3
34 State Issue - Dir. #3081, #4009.	13	34	0	34	7	3	12	0	2	18	0	42	1
35 Commissary	3	26	0	18	3	0	12	0	0	8	0	25	0
36 Inmate Accounts	1	60	0	22	3	7	18	0	3	14	2	51	10
37 Mess Hall	2	42	0	31	10	4	36	0	2	36	0	79	2
38 Laundry	0	10	0	6	0	1	3	0	0	2	1	18	0
39 Facility Maintenance	2	16	0	18	5	2	23	0	1	4	0	3	5
COUNSEL													
40 Law Library	1	32	0	15	7	2	7	0	3	13	0	79	6
41 Legal Mail	0	31	0	7	4	3	4	0	7	1	0	16	0
42 Inmate Rights - Courts/Notary/etc.	2	33	0	14	4	7	7	0	4	12	0	5	0
43 Mandatory Court Surcharge	0	6	0	2	1	0	0	0	1	3	0	1	1
EXECUTIVE DIRECTION													
44 Inmate Grievance Program	7	44	0	14	3	1	10	0	9	15	0	53	0
45 Temporary Release Committee	0	0	1	2	3	1	1	0	0	1	1	0	1
46 Inter-Facility Transfers	4	16	0	11	1	1	6	0	5	1	0	3	2
47 Grooming Standards	0	0	0	1	4	4	1	0	2	2	0	0	0
48 Inmate Liaison Committee	1	3	0	0	0	0	0	0	0	0	0	1	0
49 Staff Conduct	54	185	0	36	127	45	25	0	47	131	0	325	81
50 Miscellaneous	8	31	0	6	0	0	0	0	23	28	3	2	15
TOTALS	218	1685	1	775	436	230	504	0	322	663	11	2133	318

ELMIRA HUE

	Auburn	Butler ASAT	Butler Min	Cayuga	Elmira	Five Points	Monterey	Southport	Willard
PROGRAM SERVICES									
1 Program Committee	56	0	3	4	51	76	0	0	0
2 Incentive Wage Allowance	0	0	0	5	0	7	0	3	0
3 Correspondence	53	2	2	4	48	58	0	282	0
4 Phone Home Program	7	0	0	1	1	5	0	1	0
5 Visiting	11	0	0	4	9	10	0	13	0
6 Guidance Unit/Counseling	34	0	1	1	43	17	0	15	0
7 Recreation (Yard, Radio, etc.)	14	1	0	1	22	9	0	13	0
8 Adult Basic Education	10	0	0	0	3	2	0	1	0
9 GED	3	0	0	0	3	2	0	0	0
10 College Programs	1	0	0	0	0	0	0	3	0
11 Vocational Programs	0	0	0	1	6	4	0	0	0
12 Work Assignments	16	0	0	2	7	1	0	2	0
13 Hobby Shop/Arts & Crafts	0	0	0	0	0	1	0	0	0
14 Volunteer Services	0	0	0	0	0	0	0	0	0
15 Special Events/Inmate Org.	25	0	0	0	10	4	0	0	0
16 Religion	41	1	1	7	40	34	0	42	0
17 Family Reunion Program	3	0	0	0	2	1	0	1	0
18 Media Review	11	0	0	1	8	7	0	19	0
19 General Library	12	0	0	2	13	10	0	0	0
20 ASAT	12	3	0	16	13	24	0	1	0
HEALTH SERVICES									
21 Dental	16	5	1	3	30	43	0	49	0
22 Medical	252	4	6	43	256	284	0	677	0
22.1 HIPAA	8	1	0	2	0	2	0	14	0
FACILITY OPERATIONS									
23 Housing/Internal Block	81	1	0	4	164	50	0	318	0
23.1 Smoking Policy	1	0	0	9	1	0	0	0	0
24 Special Housing Units	119	0	0	9	98	79	0	6	0
25 Search & Seizure/Contraband	15	0	0	3	11	31	0	7	0
25.1 Strip Search	1	0	0	0	0	1	0	1	0
25.2 Strip Frisk	1	0	0	0	0	2	0	0	0
25.3 Strip Frisk (Female Inmate)	0	0	0	0	0	0	0	0	0
26 Kepplock Policy & Procedure	21	0	0	0	0	5	0	0	0
27 Tier I and II P & P	23	0	0	12	3	33	0	9	0
28 Tier III Policy & Procedure	32	0	0	7	11	48	0	38	0
29 Inmate Property	146	0	0	0	23	62	0	270	0
30 Package Room - #4911	88	1	2	17	62	67	0	35	0
31 Rules & Regulations	43	1	0	4	11	85	0	13	0
ADMINISTRATIVE SERVICES									
32 Industry	6	0	0	0	10	0	0	0	0
33 Property Claims - #2733	34	1	0	3	16	35	0	16	0
34 State Issue - Dir. #3081, #4009.	18	0	0	2	19	63	0	29	0
35 Commissary	27	0	0	2	27	49	0	26	0
36 Inmate Accounts	49	3	1	1	53	48	0	62	0
37 Mess Hall	75	2	1	8	103	53	0	87	0
38 Laundry	3	0	0	1	4	6	0	9	0
39 Facility Maintenance	69	0	1	1	17	8	0	44	0
COUNSEL									
40 Law Library	43	1	0	14	43	41	0	158	0
41 Legal Mail	16	0	0	4	1	17	0	34	0
42 Inmate Rights - Courts/Notary/etc.	82	2	2	3	8	66	0	29	0
43 Mandatory Court Surcharge	0	0	0	2	0	1	0	0	0
EXECUTIVE DIRECTION									
44 Inmate Grievance Program	47	0	0	6	10	37	0	77	0
45 Temporary Release Committee	0	0	0	0	0	0	0	1	0
46 Inter-Facility Transfers	12	0	0	2	0	26	0	7	0
47 Grooming Standards	2	0	0	0	1	4	0	3	0
48 Inmate Liaison Committee	5	0	0	0	1	8	0	0	0
49 Staff Conduct	332	24	17	101	184	262	0	407	0
50 Miscellaneous	3	1	0	11	32	62	0	101	0
TOTALS	1979	54	38	323	1528	1860	0	2923	0

NYC HUB

	Arthurkill	Bayview	Edgecombe	Fulton	Lincoln	Sing Sing	Queensboro
PROGRAM SERVICES							
1 Program Committee	0	2	0	0	0	41	0
2 Incentive Wage Allowance	1	0	0	0	0	46	0
3 Correspondence	0	0	0	1	0	65	0
4 Phone Home Program	0	0	0	0	0	3	0
5 Visiting	7	3	0	1	0	27	0
6 Guidance Unit/Counseling	13	1	0	0	0	35	0
7 Recreation (Yard, Radio, etc.)	1	1	0	1	0	1	0
8 Adult Basic Education	0	0	0	0	0	2	0
9 GED	0	0	0	0	0	1	0
10 College Programs	0	0	0	0	0	0	0
11 Vocational Programs	1	0	0	0	0	5	0
12 Work Assignments	4	0	0	0	0	8	0
13 Hobby Shop/Arts & Crafts	0	0	0	0	0	1	0
14 Volunteer Services	0	0	0	0	0	0	0
15 Special Events/Inmate Org.	2	0	0	0	0	2	0
16 Religion	5	1	0	1	0	11	0
17 Family Reunion Program	0	0	0	0	0	8	0
18 Media Review	0	0	0	0	0	11	0
19 General Library	1	0	0	0	0	0	1
20 ASAT	2	2	0	0	0	7	0
HEALTH SERVICES							
21 Dental	2	0	0	0	0	24	1
22 Medical	183	33	0	0	0	241	5
22.1 HIPAA	0	2	0	0	0	7	0
FACILITY OPERATIONS							
23 Housing/Internal Block	18	7	0	0	2	155	4
23.1 Smoking Policy	2	3	0	0	0	2	1
24 Special Housing Units	0	0	0	0	0	33	0
25 Search & Seizure/Contraband	5	0	0	0	0	59	0
25.1 Strip Search	1	0	0	0	0	0	0
25.2 Strip Frisk	1	0	0	0	0	4	0
25.3 Strip Frisk (Female Inmate)	0	1	0	0	0	0	0
26 Keeplock Policy & Procedure	0	0	0	0	0	3	1
27 Tier I and II P & P	1	0	0	0	0	6	1
28 Tier III Policy & Procedure	2	0	0	0	0	21	0
29 Inmate Property	1	0	0	0	0	51	2
30 Package Room - #4911	10	2	0	0	0	187	3
31 Rules & Regulations	15	5	0	0	1	26	1
ADMINISTRATIVE SERVICES							
32 Industry	0	0	0	0	0	0	0
33 Property Claims - #2733	0	0	0	0	0	29	1
34 State Issue - Dir. #3081, #4009.	0	0	0	0	0	38	1
35 Commissary	3	1	0	0	0	7	1
36 Inmate Accounts	6	1	0	0	0	64	1
37 Mess Hall	0	1	0	4	0	20	3
38 Laundry	0	0	0	0	0	3	0
39 Facility Maintenance	5	2	0	0	0	8	0
COUNSEL							
40 Law Library	1	0	0	0	0	20	0
41 Legal Mail	0	1	0	0	0	12	2
42 Inmate Rights - Courts/Notary/etc.	4	2	0	0	0	1	4
43 Mandatory Court Surcharge	0	0	0	1	0	11	0
EXECUTIVE DIRECTION							
44 Inmate Grievance Program	0	0	0	0	0	12	0
45 Temporary Release Committee	1	1	0	0	0	2	0
46 Inter-Facility Transfers	1	0	0	0	0	1	0
47 Grooming Standards	0	0	0	0	0	0	0
48 Inmate Liaison Committee	0	0	0	1	0	1	0
49 Staff Conduct	63	28	0	2	0	141	14
50 Miscellaneous	8	1	0	0	0	99	1
TOTALS	370	101	0	12	3	1562	48

UNUSUAL INCIDENTS

The following tables show unusual incidents by type by facility for incidents occurring during 2008.

**UNUSUAL INCIDENTS: JANUARY-DECEMBER 2008
INCIDENT CATEGORY BY PRISON**

FACILITY	
MAXIMUM SECURITY	
ATTICA	
ACCIDENT	10
ASSAULT ON INMATE	32
ASSAULT ON STAFF	57
ASSAULT ON OTHER	1
CONTRABAND	185
DEATH	1
DISRUPTIVE BEHAVIOR	9
EMPLOYEE MISCONDUCT	3
PROPERTY LOST STOLEN	2
SELF-INJURY	9
SEXUAL MISCONDUCT	1
SUICIDE ATTEMPT	2
EMPLOYEE WEAPON USE	7
OTHER INCIDENTS	18
TOTAL	337
AUBURN	
ACCIDENT	10
ASSAULT ON INMATE	43
ASSAULT ON STAFF	25
ASSAULT ON OTHER	1
CONTRABAND	206
DEATH	1
DISRUPTIVE BEHAVIOR	8
EMPLOYEE MISCONDUCT	3
PROPERTY LOST STOLEN	3
SELF-INJURY	5
SEXUAL MISCONDUCT	1
SUICIDE ATTEMPT	13
EMPLOYEE WEAPON USE	3
OTHER INCIDENTS	10
TOTAL	352
BEDFORD-F.	
ACCIDENT	8
ASSAULT ON INMATE	6
ASSAULT ON STAFF	7
CONTRABAND	17
DEATH	5
DISRUPTIVE BEHAVIOR	2
UTILITIES DISRUPTION	1
EMPLOYEE MISCONDUCT	5

(continued)

UNUSUAL INCIDENTS: JANUARY-DECEMBER 2008
 INCIDENT CATEGORY BY PRISON

FACILITY	
FIRE	3
PROPERTY LOST STOLEN	4
SELF-INJURY	3
SEXUAL MISCONDUCT	1
SUICIDE ATTEMPT	5
OTHER INCIDENTS	5
TOTAL	72
CLINTON	
ACCIDENT	16
ASSAULT ON INMATE	65
ASSAULT ON STAFF	37
CONTRABAND	169
DEATH	3
DISRUPTIVE BEHAVIOR	25
EMPLOYEE MISCONDUCT	8
FIRE	1
PROPERTY LOST STOLEN	8
SELF-INJURY	4
SEXUAL MISCONDUCT	3
SUICIDE ATTEMPT	4
EMPLOYEE WEAPON USE	22
OTHER INCIDENTS	34
TOTAL	399
COXSACKIE	
ACCIDENT	3
ASSAULT ON INMATE	3
ASSAULT ON STAFF	14
CONTRABAND	30
DEATH	1
DISRUPTIVE BEHAVIOR	1
UTILITIES DISRUPTION	1
EMPLOYEE MISCONDUCT	1
FIRE	1
SELF-INJURY	2
SEXUAL MISCONDUCT	1
SUICIDE ATTEMPT	1
EMPLOYEE WEAPON USE	3
OTHER INCIDENTS	3
TOTAL	65
COXSACKIE RMU	
ASSAULT ON INMATE	1

(continued)

**UNUSUAL INCIDENTS: JANUARY-DECEMBER 2008
INCIDENT CATEGORY BY PRISON**

FACILITY	
ASSAULT ON STAFF	3
CONTRABAND	3
DEATH	15
SUICIDE ATTEMPT	1
TOTAL	23
DOWNSTATE	
ACCIDENT	16
ASSAULT ON INMATE	6
ASSAULT ON STAFF	17
CONTRABAND	45
DEATH	1
DISRUPTIVE BEHAVIOR	5
UTILITIES DISRUPTION	1
EMPLOYEE MISCONDUCT	1
FIRE	1
PROPERTY DESTRUCTION	1
PROPERTY LOST STOLEN	2
SELF-INJURY	6
SUICIDE ATTEMPT	9
OTHER INCIDENTS	4
TOTAL	115
EASTERN	
ACCIDENT	14
ASSAULT ON INMATE	5
CONTRABAND	60
DEATH	1
DISRUPTIVE BEHAVIOR	3
UTILITIES DISRUPTION	1
PROPERTY LOST STOLEN	1
SUICIDE ATTEMPT	1
OTHER INCIDENTS	7
TOTAL	93
ELHIRA	
ACCIDENT	12
ASSAULT ON INMATE	67
ASSAULT ON STAFF	18
ASSAULT ON OTHER	1
CONTRABAND	112
DEATH	6
DISRUPTIVE BEHAVIOR	18
EMPLOYEE MISCONDUCT	5

(continued)

**UNUSUAL INCIDENTS: JANUARY-DECEMBER 2008
INCIDENT CATEGORY BY PRISON**

FACILITY	
FIRE	2
PROPERTY DESTRUCTION	1
PROPERTY LOST STOLEN	5
SELF-INJURY	4
SEXUAL MISCONDUCT	1
SUICIDE ATTEMPT	10
EMPLOYEE WEAPON USE	9
OTHER INCIDENTS	12
TOTAL	283
FIVE POINTS	
ACCIDENT	5
ASSAULT ON INMATE	28
ASSAULT ON STAFF	15
CONTRABAND	133
DISRUPTIVE BEHAVIOR	20
UTILITIES DISRUPTION	1
EMPLOYEE MISCONDUCT	3
PROPERTY LOST STOLEN	2
SELF-INJURY	3
SEXUAL MISCONDUCT	1
SUICIDE ATTEMPT	5
EMPLOYEE WEAPON USE	5
OTHER INCIDENTS	13
TOTAL	234
GREAT MEADOW	
ACCIDENT	9
ASSAULT ON INMATE	27
ASSAULT ON STAFF	75
CONTRABAND	139
DEATH	5
DISRUPTIVE BEHAVIOR	22
UTILITIES DISRUPTION	3
EMPLOYEE MISCONDUCT	4
FIRE	4
PROPERTY LOST STOLEN	6
SELF-INJURY	13
SUICIDE ATTEMPT	5
EMPLOYEE WEAPON USE	26
EMPLOYEE JOB ACTION	1
OTHER INCIDENTS	17
TOTAL	356
GREEN HAVEN	

(continued)

UNUSUAL INCIDENTS: JANUARY-DECEMBER 2008
 INCIDENT CATEGORY BY PRISON

FACILITY	
ACCIDENT	18
ASSAULT ON INMATE	21
ASSAULT ON STAFF	25
CONTRABAND	98
DEATH	2
DISRUPTIVE BEHAVIOR	3
EMPLOYEE MISCONDUCT	4
ATTEMPTED ESCAPE	1
FIRE	1
PROPERTY LOST STOLEN	8
SELF-INJURY	1
SUICIDE ATTEMPT	1
EMPLOYEE WEAPON USE	7
EMPLOYEE JOB ACTION	1
OTHER INCIDENTS	8
TOTAL	199
SHAWANGUNK	
ACCIDENT	4
ASSAULT ON INMATE	9
ASSAULT ON STAFF	2
CONTRABAND	18
DEATH	1
EMPLOYEE MISCONDUCT	2
OTHER INCIDENTS	1
TOTAL	37
SING SING	
ACCIDENT	5
ASSAULT ON INMATE	46
ASSAULT ON STAFF	33
ASSAULT ON OTHER	2
CONTRABAND	115
DEATH	6
DISRUPTIVE BEHAVIOR	9
UTILITIES DISRUPTION	1
EMPLOYEE MISCONDUCT	7
FIRE	4
PROPERTY LOST STOLEN	11
SELF-INJURY	5
SEXUAL MISCONDUCT	4
SUICIDE ATTEMPT	2
EMPLOYEE WEAPON USE	16
OTHER INCIDENTS	11
TOTAL	277

(continued)

**UNUSUAL INCIDENTS: JANUARY-DECEMBER 2008
INCIDENT CATEGORY BY PRISON**

FACILITY	
SOUTHPORT	
ACCIDENT	9
ASSAULT ON INMATE	1
ASSAULT ON STAFF	19
CONTRABAND	28
DEATH	2
DISRUPTIVE BEHAVIOR	19
FIRE	1
PROPERTY LOST STOLEN	1
SELF-INJURY	5
SUICIDE ATTEMPT	1
EMPLOYEE WEAPON USE	6
OTHER INCIDENTS	13
TOTAL	103
SULLIVAN	
ACCIDENT	15
ASSAULT ON INMATE	8
ASSAULT ON STAFF	27
CONTRABAND	49
DEATH	5
DISRUPTIVE BEHAVIOR	8
UTILITIES DISRUPTION	2
EMPLOYEE MISCONDUCT	1
ATTEMPTED ESCAPE	1
PROPERTY LOST STOLEN	5
SELF-INJURY	3
SEXUAL MISCONDUCT	1
SUICIDE ATTEMPT	6
OTHER INCIDENTS	7
TOTAL	138
UPSTATE	
ACCIDENT	5
ASSAULT ON INMATE	7
ASSAULT ON STAFF	18
CONTRABAND	61
DISRUPTIVE BEHAVIOR	51
EMPLOYEE MISCONDUCT	3
ATTEMPTED ESCAPE	1
PROPERTY LOST STOLEN	3
SELF-INJURY	1
SUICIDE ATTEMPT	4
EMPLOYEE WEAPON USE	36
OTHER INCIDENTS	17

(continued)

**UNUSUAL INCIDENTS: JANUARY-DECEMBER 2008
INCIDENT CATEGORY BY PRISON**

FACILITY	
TOTAL	207
WALSH RMU	
ACCIDENT	2
ASSAULT ON INMATE	3
ASSAULT ON STAFF	4
CONTRABAND	5
DEATH	25
DISRUPTIVE BEHAVIOR	1
PROPERTY LOST STOLEN	1
OTHER INCIDENTS	2
TOTAL	43
WENDE	
ACCIDENT	4
ASSAULT ON INMATE	23
ASSAULT ON STAFF	26
CONTRABAND	74
DEATH	3
DISRUPTIVE BEHAVIOR	11
EMPLOYEE MISCONDUCT	5
PROPERTY DESTRUCTION	1
PROPERTY LOST STOLEN	4
SELF-INJURY	2
SEXUAL MISCONDUCT	1
SUICIDE ATTEMPT	1
EMPLOYEE WEAPON USE	14
OTHER INCIDENTS	10
TOTAL	179
WENDE RMU	
ACCIDENT	4
ASSAULT ON INMATE	3
ASSAULT ON STAFF	3
CONTRABAND	5
DEATH	7
DISRUPTIVE BEHAVIOR	45
OTHER INCIDENTS	44
TOTAL	111
MEDIUM SECURITY	
ADIRONDACK	

(continued)

**UNUSUAL INCIDENTS: JANUARY-DECEMBER 2008
INCIDENT CATEGORY BY PRISON**

FACILITY	
ACCIDENT	8
ASSAULT ON INMATE	1
ASSAULT ON STAFF	4
CONTRABAND	8
DISRUPTIVE BEHAVIOR	4
UTILITIES DISRUPTION	1
EMPLOYEE MISCONDUCT	2
EMPLOYEE WEAPON USE	1
TOTAL	29
ALBION-F.	
ACCIDENT	11
ASSAULT ON INMATE	4
ASSAULT ON STAFF	9
CONTRABAND	19
DEATH	2
DISRUPTIVE BEHAVIOR	2
EMPLOYEE MISCONDUCT	3
FIRE	2
PROPERTY LOST STOLEN	2
SELF-INJURY	2
SEXUAL MISCONDUCT	2
TEMPORARY RELEASE	1
OTHER INCIDENTS	4
TOTAL	63
ALTONA	
ACCIDENT	4
ASSAULT ON INMATE	1
ASSAULT ON STAFF	3
CONTRABAND	4
DEATH	1
DISRUPTIVE BEHAVIOR	2
PROPERTY LOST STOLEN	1
OTHER INCIDENTS	2
TOTAL	18
ARTHUR KILL	
ACCIDENT	9
ASSAULT ON INMATE	2
ASSAULT ON STAFF	13
ASSAULT ON OTHER	1
CONTRABAND	27
DEATH	2

(continued)

**UNUSUAL INCIDENTS: JANUARY-DECEMBER 2008
INCIDENT CATEGORY BY PRISON**

FACILITY..	
DISRUPTIVE BEHAVIOR	3
EMPLOYEE MISCONDUCT	6
PROPERTY LOST STOLEN	2
SEXUAL MISCONDUCT	10
SUICIDE ATTEMPT	2
EMPLOYEE WEAPON USE	1
OTHER INCIDENTS	3
TOTAL	81
BARE HILL	
ACCIDENT	7
ASSAULT ON INMATE	25
ASSAULT ON STAFF	7
CONTRABAND	77
DISRUPTIVE BEHAVIOR	8
EMPLOYEE MISCONDUCT	1
PROPERTY LOST STOLEN	1
SEXUAL MISCONDUCT	1
SUICIDE ATTEMPT	1
OTHER INCIDENTS	9
TOTAL	137
BAYVIEW-FEMALE	
ACCIDENT	4
ASSAULT ON STAFF	1
CONTRABAND	4
DEATH	1
EMPLOYEE MISCONDUCT	2
FIRE	1
PROPERTY LOST STOLEN	4
SEXUAL MISCONDUCT	1
TEMPORARY RELEASE	3
OTHER INCIDENTS	2
TOTAL	23
BUTLER	
ASSAULT ON STAFF	1
CONTRABAND	2
UTILITIES DISRUPTION	2
TOTAL	5
CAPE VINCENT	

(continued)

UNUSUAL INCIDENTS: JANUARY-DECEMBER, 2008
 INCIDENT CATEGORY BY PRISON

FACILITY	
ACCIDENT	14
ASSAULT ON INMATE	7
ASSAULT ON STAFF	2
CONTRABAND	20
DEATH	2
DISRUPTIVE BEHAVIOR	2
PROPERTY LOST STOLEN	1
OTHER INCIDENTS	1
TOTAL	49
CAYUGA	
ACCIDENT	5
ASSAULT ON INMATE	8
ASSAULT ON STAFF	5
CONTRABAND	31
DISRUPTIVE BEHAVIOR	5
EMPLOYEE MISCONDUCT	1
PROPERTY LOST STOLEN	1
SELF-INJURY	1
EMPLOYEE WEAPON USE	1
OTHER INCIDENTS	2
TOTAL	60
CHATEAUGAY	
ASSAULT ON STAFF	1
DISRUPTIVE BEHAVIOR	1
TOTAL	2
COLLINS	
ACCIDENT	4
ASSAULT ON INMATE	5
ASSAULT ON STAFF	4
CONTRABAND	28
DISRUPTIVE BEHAVIOR	2
UTILITIES DISRUPTION	1
EMPLOYEE MISCONDUCT	1
FIRE	1
PROPERTY LOST STOLEN	2
SELF-INJURY	1
SEXUAL MISCONDUCT	3
SUICIDE ATTEMPT	1
EMPLOYEE WEAPON USE	1
OTHER INCIDENTS	2

(continued)

UNUSUAL INCIDENTS: JANUARY-DECEMBER 2008
INCIDENT CATEGORY BY PRISON

FACILITY	
TOTAL	56
FISHKILL	
ACCIDENT	12
ASSAULT ON INMATE	5
ASSAULT ON STAFF	18
CONTRABAND	64
DEATH	11
DISRUPTIVE BEHAVIOR	6
EMPLOYEE MISCONDUCT	8
FIRE	1
PROPERTY LOST STOLEN	7
SELF-INJURY	1
SEXUAL MISCONDUCT	1
SUICIDE ATTEMPT	4
TEMPORARY RELEASE	9
EMPLOYEE WEAPON USE	2
OTHER INCIDENTS	11
TOTAL	160
FRANKLIN	
ACCIDENT	14
ASSAULT ON INMATE	7
ASSAULT ON STAFF	7
CONTRABAND	33
DEATH	3
DISRUPTIVE BEHAVIOR	4
EMPLOYEE MISCONDUCT	3
FIRE	1
PROPERTY LOST STOLEN	3
SEXUAL MISCONDUCT	1
OTHER INCIDENTS	5
TOTAL	81
GOUVERNEUR	
ACCIDENT	9
ASSAULT ON INMATE	6
ASSAULT ON STAFF	3
CONTRABAND	19
DEATH	2
DISRUPTIVE BEHAVIOR	1
EMPLOYEE MISCONDUCT	4
PROPERTY LOST STOLEN	1
SEXUAL MISCONDUCT	3
EMPLOYEE WEAPON USE	2

(continued)

**UNUSUAL INCIDENTS: JANUARY-DECEMBER 2008
INCIDENT CATEGORY BY PRISON**

FACILITY	
OTHER INCIDENTS	5
TOTAL	55
GOWANDA	
ACCIDENT	8
ASSAULT ON INMATE	10
ASSAULT ON STAFF	5
CONTRABAND	20
DEATH	2
DISRUPTIVE BEHAVIOR	1
EMPLOYEE MISCONDUCT	3
PROPERTY DESTRUCTION	1
PROPERTY LOST STOLEN	2
SEXUAL MISCONDUCT	2
OTHER INCIDENTS	3
TOTAL	57
GREENE	
ACCIDENT	11
ASSAULT ON INMATE	35
ASSAULT ON STAFF	11
CONTRABAND	100
DEATH	3
DISRUPTIVE BEHAVIOR	13
UTILITIES DISRUPTION	5
EMPLOYEE MISCONDUCT	1
FIRE	3
PROPERTY LOST STOLEN	4
SEXUAL MISCONDUCT	1
SUICIDE ATTEMPT	3
EMPLOYEE WEAPON USE	1
OTHER INCIDENTS	10
TOTAL	201
GROVELAND	
ACCIDENT	14
ASSAULT ON INMATE	5
ASSAULT ON STAFF	2
CONTRABAND	20
DEATH	4
DISRUPTIVE BEHAVIOR	1
UTILITIES DISRUPTION	1
EMPLOYEE MISCONDUCT	1
FIRE	1

(continued)

UNUSUAL INCIDENTS: JANUARY-DECEMBER 2008
INCIDENT CATEGORY BY PRISON

FACILITY	
PROPERTY LOST STOLEN	1
SEXUAL MISCONDUCT	2
OTHER INCIDENTS	3
TOTAL	55
HALE CREEK	
ACCIDENT	5
ASSAULT ON STAFF	1
CONTRABAND	1
PROPERTY LOST STOLEN	1
TOTAL	8
HUDSON	
ACCIDENT	2
ASSAULT ON INMATE	2
CONTRABAND	19
DEATH	1
EMPLOYEE MISCONDUCT	1
ATTEMPTED ESCAPE	1
PROPERTY LOST STOLEN	5
TEMPORARY RELEASE	12
OTHER INCIDENTS	1
TOTAL	44
LIVINGSTON	
ACCIDENT	5
ASSAULT ON INMATE	9
ASSAULT ON STAFF	4
CONTRABAND	32
PROPERTY LOST STOLEN	3
SEXUAL MISCONDUCT	1
OTHER INCIDENTS	2
TOTAL	56
MARCY	
ACCIDENT	7
ASSAULT ON INMATE	5
ASSAULT ON STAFF	1
CONTRABAND	39
DEATH	3
DISRUPTIVE BEHAVIOR	6
EMPLOYEE MISCONDUCT	1

(continued)

**UNUSUAL INCIDENTS: JANUARY-DECEMBER 2008
INCIDENT CATEGORY BY PRISON**

FACILITY	
PROPERTY LOST STOLEN	2
SEXUAL MISCONDUCT	3
SUICIDE ATTEMPT	1
OTHER INCIDENTS	8
TOTAL	76
MID-ORANGE	
ACCIDENT	6
ASSAULT ON INMATE	2
ASSAULT ON STAFF	1
CONTRABAND	11
DEATH	3
DISRUPTIVE BEHAVIOR	1
FIRE	2
PROPERTY LOST STOLEN	2
OTHER INCIDENTS	2
TOTAL	30
MID-STATE	
ACCIDENT	6
ASSAULT ON INMATE	15
ASSAULT ON STAFF	9
CONTRABAND	52
DEATH	3
DISRUPTIVE BEHAVIOR	10
EMPLOYEE MISCONDUCT	3
FIRE	2
PROPERTY DESTRUCTION	1
PROPERTY LOST STOLEN	3
SELF-INJURY	4
SEXUAL MISCONDUCT	2
SUICIDE ATTEMPT	5
EMPLOYEE WEAPON USE	1
OTHER INCIDENTS	10
TOTAL	126
MOHAWK	
ACCIDENT	19
ASSAULT ON INMATE	8
CONTRABAND	20
DEATH	3
DISRUPTIVE BEHAVIOR	5
EMPLOYEE MISCONDUCT	1
PROPERTY LOST STOLEN	2

(continued)

**UNUSUAL INCIDENTS: JANUARY-DECEMBER 2008
INCIDENT CATEGORY BY PRISON**

FACILITY	
OTHER INCIDENTS	3
TOTAL	61
MT. MCGREGOR	
ACCIDENT	4
ASSAULT ON INMATE	3
ASSAULT ON STAFF	1
CONTRABAND	12
DISRUPTIVE BEHAVIOR	1
SEXUAL MISCONDUCT	1
SUICIDE ATTEMPT	1
OTHER INCIDENTS	8
TOTAL	31
OGDENSBURG	
ACCIDENT	3
ASSAULT ON INMATE	2
ASSAULT ON STAFF	1
CONTRABAND	5
DISRUPTIVE BEHAVIOR	1
EMPLOYEE MISCONDUCT	2
OTHER INCIDENTS	1
TOTAL	15
ONEIDA	
ACCIDENT	11
ASSAULT ON INMATE	4
ASSAULT ON STAFF	2
CONTRABAND	40
DEATH	1
DISRUPTIVE BEHAVIOR	2
EMPLOYEE MISCONDUCT	1
PROPERTY LOST STOLEN	1
SEXUAL MISCONDUCT	5
OTHER INCIDENTS	8
TOTAL	75
ORLEANS	
ACCIDENT	4
ASSAULT ON INMATE	17
ASSAULT ON STAFF	3
CONTRABAND	39

(continued)

UNUSUAL INCIDENTS: JANUARY-DECEMBER 2008
 INCIDENT CATEGORY BY PRISON

FACILITY	
DISRUPTIVE BEHAVIOR	6
FIRE	1
PROPERTY LOST STOLEN	2
SELF-INJURY	1
SEXUAL MISCONDUCT	3
OTHER INCIDENTS	5
TOTAL	81
OTISVILLE	
ACCIDENT	2
ASSAULT ON INMATE	1
CONTRABAND	7
DEATH	1
EMPLOYEE MISCONDUCT	1
PROPERTY LOST STOLEN	1
OTHER INCIDENTS	3
TOTAL	16
RIVERVIEW	
ACCIDENT	5
ASSAULT ON INMATE	7
ASSAULT ON STAFF	2
CONTRABAND	20
DISRUPTIVE BEHAVIOR	5
FIRE	1
PROPERTY LOST STOLEN	1
SEXUAL MISCONDUCT	2
OTHER INCIDENTS	5
TOTAL	48
TACONIC-F.	
ACCIDENT	2
ASSAULT ON STAFF	2
CONTRABAND	4
DISRUPTIVE BEHAVIOR	1
EMPLOYEE MISCONDUCT	3
FIRE	1
PROPERTY DESTRUCTION	1
PROPERTY LOST STOLEN	1
OTHER INCIDENTS	1
TOTAL	16
ULSTER	

(continued)

UNUSUAL INCIDENTS: JANUARY-DECEMBER 2008
INCIDENT CATEGORY BY PRISON

FACILITY	
ACCIDENT	9
ASSAULT ON INMATE	3
ASSAULT ON STAFF	2
CONTRABAND	16
UTILITIES DISRUPTION	2
EMPLOYEE MISCONDUCT	3
PROPERTY LOST STOLEN	4
OTHER INCIDENTS	4
TOTAL	63
WALLKILL	
ACCIDENT	7
ASSAULT ON INMATE	4
ASSAULT ON STAFF	1
CONTRABAND	14
FIRE	1
PROPERTY LOST STOLEN	1
SELF-INJURY	1
OTHER INCIDENTS	3
TOTAL	32
WASHINGTON	
ACCIDENT	20
ASSAULT ON INMATE	14
ASSAULT ON STAFF	3
CONTRABAND	44
DISRUPTIVE BEHAVIOR	12
EMPLOYEE MISCONDUCT	3
PROPERTY DESTRUCTION	1
PROPERTY LOST STOLEN	1
EMPLOYEE WEAPON USE	2
OTHER INCIDENTS	5
TOTAL	105
WATERTOWN	
ACCIDENT	8
ASSAULT ON INMATE	4
ASSAULT ON STAFF	2
CONTRABAND	11
EMPLOYEE MISCONDUCT	2
FIRE	1
SUICIDE ATTEMPT	1
EMPLOYEE WEAPON USE	1
OTHER INCIDENTS	1

(continued)

**UNUSUAL INCIDENTS: JANUARY-DECEMBER 2008
INCIDENT CATEGORY BY PRISON**

FACILITY	
CONTRABAND	6
PROPERTY LOST STOLEN	1
TEMPORARY RELEASE	49
TOTAL	57
LYON MOUNTAIN	
ACCIDENT	1
ASSAULT ON INMATE	1
CONTRABAND	4
EMPLOYEE MISCONDUCT	2
OTHER INCIDENTS	1
TOTAL	9
QUEENSBORO	
ACCIDENT	1
ASSAULT ON INMATE	2
ASSAULT ON STAFF	3
EMPLOYEE MISCONDUCT	2
OTHER INCIDENTS	2
TOTAL	10
ROCHESTER	
CONTRABAND	5
FIRE	1
TEMPORARY RELEASE	6
OTHER INCIDENTS	1
TOTAL	13
SUMMIT	
ASSAULT ON STAFF	1
TOTAL	1
MINIMUM SHOCK	
LAKEVIEW SHOCK-H.	
ACCIDENT	4
ASSAULT ON INMATE	1
ASSAULT ON STAFF	2
CONTRABAND	4
DISRUPTIVE BEHAVIOR	2

(continued)

**UNUSUAL INCIDENTS: JANUARY-DECEMBER 2008
INCIDENT CATEGORY BY PRISON**

FACILITY	
UTILITIES DISRUPTION	1
EMPLOYEE MISCONDUCT	3
PROPERTY LOST STOLEN	3
TOTAL	20
LAKEVIEW SHOCK-F.	
ACCIDENT	3
TOTAL	3
MONTEREY SHOCK	
ACCIDENT	5
ASSAULT ON STAFF	1
EMPLOYEE MISCONDUCT	2
TOTAL	8
MORIAH SHOCK	
ACCIDENT	1
ASSAULT ON INMATE	1
ASSAULT ON STAFF	1
CONTRABAND	1
UTILITIES DISRUPTION	1
TOTAL	5
SUMMIT SHOCK-H.	
ACCIDENT	2
CONTRABAND	1
UTILITIES DISRUPTION	1
TOTAL	4
MINIMUM CAMPS	
CAMP GABRIELS	
ACCIDENT	2
CONTRABAND	1
DISRUPTIVE BEHAVIOR	1
UTILITIES DISRUPTION	1
PROPERTY LOST STOLEN	2
TOTAL	7

(continued)

**UNUSUAL INCIDENTS: JANUARY-DECEMBER 2008
INCIDENT CATEGORY BY PRISON**

FACILITY	
CAMP GEORGETOWN	
ACCIDENT	2
ASSAULT ON INMATE	1
CONTRABAND	4
PROPERTY LOST STOLEN	1
TOTAL	8
CAMP MCGREGOR	
ACCIDENT	3
ASSAULT ON INMATE	1
ASSAULT ON STAFF	1
CONTRABAND	7
FIRE	1
OTHER INCIDENTS	1
TOTAL	14
CAMP PHARSALIA	
ACCIDENT	3
CONTRABAND	1
UTILITIES DISRUPTION	1
OTHER INCIDENTS	1
TOTAL	6
OTHER	
CENTRAL OFFICE	
ACCIDENT	5
EMPLOYEE MISCONDUCT	1
PROPERTY LOST STOLEN	3
TOTAL	9
GRAND TOTAL	6054

...

...

...

...

...

...

...

...

